

# 100% SLABS

FOR DESIGN AND ARCHITECTURE

**MIRAGE**<sup>®</sup>  
Porcelain.Design.Sustainability



# 100% SLABS

for Design & Architecture

## INDEX

WHY PORCELAIN   PLUS	. 2
WHY MIRAGE® BIG SLABS	. 4
WHY MIRAGE®   COLOUR RANGE	. 6
WHY MIRAGE®   APPLICATIONS	. 8
HOME DESIGN	.10
CONTRACT DESIGN	.38
COLOURS & SIZES	.64

## Why Porcelain | Plus



# RELIABILITY + SAFETY + DESIGN FREEDOM

AFFIDABILITÀ + SICUREZZA + LIBERTÀ PROGETTUALE  
ZUVERLÄSSIGKEIT + SICHERHEIT + GESTALTUNGSFREIHEIT  
FIABILITÉ + SÉCURITÉ + LIBERTÉ CONCEPTUELLE  
可靠性+安全+设计自由


Ricerca ed eccellenza estetica sono solo il punto di partenza per le grandi lastre Mirage®.  
Le nostre superfici, realizzate solo con le migliori materie prime e sinterizzate a oltre 1200° con tutto il know-how e l'ingegneria Mirage®, permettono di poter contare su un materiale ultra compatto, con performance tecniche senza compromessi e un impareggiabile livello di praticità e sicurezza.


— Research and superb style are just the start of what Mirage large slabs have to offer. Our surfaces, created using only the finest materials and sintered at over 1200° with all the know-how and engineering skill of Mirage, offer the guarantee of an ultra-compact material that boasts uncompromising technical performance and a peerless level of safety and practical qualities.

— Forschung und Entwicklung und ästhetische Exzellenz sind nur der Ausgangspunkt für die großen Platten von Mirage. Unsere Oberflächen werden nur aus den besten Rohstoffen hergestellt und mit dem gesamten Know-how und der Technik von Mirage bei über 1200° C gesintert. Auf diese Weise entsteht ein ultrakompaktes Material mit kompromissloser technischer Leistung und einem beispiellosen Maß an Funktionalität und Sicherheit.


— La recherche et l'excellence esthétique constituent le seul point de départ pour les grandes plaques Mirage. Nos surfaces, réalisées uniquement à partir des meilleures matières premières et sintérisées à plus de 1200° grâce au savoir-faire et à l'ingénierie Mirage, permettent de pouvoir compter sur un matériau ultra compact, avec des performances techniques sans compromis et un niveau de praticité et de sécurité inégalable.


— 研究和出色美观只是Mirage大规格瓷砖板材的起点。我们的瓷砖仅使用最佳原材料制成，并且在超过1200° 的温度下使用 Mirage 专有技术和工程技术进行烧结，使我们能够制造超致密的材料，具有出色的技术性能和无与伦比的实用性和安全性。


 **Fortemente resistente al calore**  
Strongly heat resistant  
Sehr widerstandsfähig gegen Hitze  
Très résistant aux hautes températures  
耐热


 **Non combustibili**  
Non-combustible  
Nicht brennbar  
Non combustibles  
不可燃


 **Resistenti al gelo**  
Frost resistant  
Frostbeständig  
Résistant au gel  
耐冻性


 **Facili da pulire**  
Easy to clean  
Pflegeleicht  
Faciles à nettoyer  
易于清洁

 **Inassorbenti**  
Non-absorbent  
Geringe Wasseraufnahme  
Non absorbantes  
不吸水

 **Superfici resistenti e compatte**  
Resistant, compact surfaces  
Robuste und kompakte Oberflächen  
Surfaces résistantes et compactes  
耐用和紧凑的表面

 **Resistente agli acidi di uso comune**  
Resistant to common acids  
Widerstandsfähig gegen handelsübliche Säuren  
Résistant aux acides d'usage habituel  
不易受污渍和酸侵蚀

 **Idonee al contatto con alimenti**  
Suitable for contact with foodstuffs  
Geeignet für den Kontakt mit Lebensmitteln  
Aptes au contact avec les aliments  
适合与食物接触

 **Stabili cromaticamente**  
Colour-stable  
Farbbeständig  
Stables du point de vue chromatique  
色度稳定性





## WHY MIRAGE® BIG SLABS

**Minore numero di fughe: estetica impareggiabile e maggiore pulibilità.**

Greater aesthetic impact and easier to clean due to less grout joints.

Mehr Ästhetik und bessere Pflegeleichtigkeit durch weniger Fugen.

Esthétique sans compromis et meilleure nettoyabilité grâce au nombre réduit de joints.

由于填缝数量较少，美观性和清洁性更高。

**Fedeltà e affidabilità delle forniture.**

Efficient and reliable supply.

Genauigkeit und Zuverlässigkeit bei den Lieferungen.

Fidélité et fiabilité des fournitures.

供应产品的忠诚度和可靠性。

**Continuità tra pavimento e rivestimento.**

Seamless transition between floor and walls.

Kontinuität zwischen Boden- und Wandfliesen.

Continuité entre sol et revêtement mural.

地砖和墙砖之间的连续性。

**Facilità nelle lavorazioni e nelle trasformazioni**

Easy processing and transformation phases.

Einfache Verarbeitung und Transformationen.

Facilité de traitement et de transformations.

供应产品的忠诚度和可靠性。

**Ampia gamma di formati e colori.**

Wide range of sizes and colours.

Große Auswahl an Größen und Farben.

Vaste gamme de formats et de couleurs.

多种尺寸和颜色。

Why Mirage® | Colour Range

**ONE OF THE MOST COMPLETE  
RANGE OF LARGE SLABS ON  
THE MARKET**

**MARBLE  
EFFECT**

34 Colours

100% SLABS  
for Design & Architecture

**STONE  
EFFECT**  
19 Colours



**CONCRETE  
& RESIN  
EFFECT**

30 Colours

**WOOD  
EFFECT**

4 Colours



**METAL  
EFFECT**

10 Colours

**DESIGN  
EFFECT**  
15 Colours



Why Mirage® | Applications

## ENDLESS DESIGN POSSIBILITIES

INFINITE POSSIBILITÀ PROGETTUALI  
UNENDLICHE KREATIVE MÖGLICHKEITEN  
POSSIBILITÉS CONCEPTUELLES INFINIES  
无限的设计可能性

**Pavimenti** Floorings  
**Rivestimenti** Coverings  
**Facciate** Facades  
**Banconi** Countertops  
**Lavabi** Washbasins  
**Arredi** Furnitures  
**Top bagno** Vanity Top  
**Piatti doccia** Shower trays

**Residenziale** Residential Areas  
**Commerciale** Commercial Areas

**Interni / Esterni** Indoor / Outdoor Areas



# HOME DESIGN

Grazie alla varietà di spessori, finiture ed effetti, le lastre Mirage® permettono di vestire tutti gli spazi dell'abitare residenziale rispondendo con efficacia e sicurezza a tutte le esigenze, sia progettuali che estetiche.

— Thanks to the variety of thicknesses, finishes and effects, Mirage surfaces can be used all kinds of residential settings, providing an effective, safe response to all needs in terms of planning and style.

— Grâce à la variété d'épaisseurs, de finitions et d'effets, les surfaces Mirage permettent de revêtir tous les espaces des habitations résidentielles en répondant avec efficacité et sécurité à toutes les exigences, aussi bien conceptuelles qu'esthétiques.

— Dank der Vielfalt an Stärken, Oberflächenausführungen und Effekten können Fliesen und Platten von Mirage für alle Bereiche im privaten Wohnungsbau verwendet werden, sie reagieren effektiv und sicher auf alle Anforderungen in Design und Ästhetik.

— 由于多样化的厚度、表面处理 and 效果, Mirage 瓷砖表面可装饰住宅的所有空间, 有效和安全地满足所有设计和美观需求。



Home Design

**LIVING**

Floor > Alba VV 07 SP RECT 1200x1200 | 48"x48"  
Wall > Travertino Light EY 07 SP RECT Line 1200x2780 | 48"x110"



100% SLABS  
for Design & Architecture

Floor > Calacatta Gold CP 02 LUC RECT 1200x1200 | 48"x48"  
Wall > Calacatta Gold CP 02 LUC RECT 1200x2780 | 48"x110"



Floor > Awake CL 03 NAT RECT 600x600 | 24"x24"  
Table > Agata Black WA 10 LUC  
Wall > Agata Black WA 10 LUC RECT 1200x2780 | 48"x110"





Home Design

**LIVING**

Floor > Cedro OU 07 SP RECT 200x2780 | 8"x110"

Floor > Ideal GC 03 SP RECT 1600x1600 | 63"x63"  
Wall > Ideal GC 03 SP RECT 1600x3200 | 63"x126"



Floor > Excalibur LY 03 SP RECT 1200x1200 | 48"x48"  
Wall > Grå RR 02 NAT RECT 1200x2780 | 48"x110"  
Bench > Grå RR 02 NAT



100% SLABS  
for Design & Architecture



Home Design  
**LIVING**

Floor > Calacatta Vena Antica JL 03 LUC RECT 1200x1200 | 48"x48" - Trust CL 07 SP RECT 800x800 | 31½"x31½"  
Wall > Calacatta Vena Antica JL 03 LUC RECT 1200x2780 | 48"x110" - Trust CL 07 SP RECT 1200x2780 | 48"x110"



Floor > Viceversa Veneziano SP RECT 800x800 | 31½" x 31½"  
Wall > Calcestruzzo VV 04 SP RECT 1200x2780 | 48" x 110"

Home Design  
**LIVING**



Floor > Trust CL 07 SP RECT 1200x1200 | 48" x 48"  
Wall > Mediterranea EY 01 SP RECT Arrow 1200x2780 | 48" x 110"



Floor > Delight CL 02 SP RECT 1200x1200 | 48" x 48"  
Wall > Onice Brown WA 03 LUC RECT 1200x2780 | 48" x 110"



Floor > Nube VV 03 SP RECT 800x800 | 31½" x 31½"  
Wall > Nube VV 03 SP RECT Lace 1200x2780 | 48" x 110"

Home Design  
**LIVING**



Floor > Calacatta Select JL 02 LUC RECT 800x800 | 31½" x31½"  
 Wall > Beige Catalan EY 03 SP RECT 1200x2780 | 48" x110"  
 Washbasin > Mirage Bathroom, Glamour JL 02 LUC

Home Design  
**BATHROOM**



Floor > Beige Catalan EY 03 SP RECT 800x800 | 31½" x31½"  
 Wall > Espoir Chaud LUC RECT 1200x2780 | 48" x110"  
 Shower tray > Mirage Bathroom, Appeal EY 03 SP-APR80120



Washbasin > Mirage Bathroom, Joy GC 07 SP  
Base > Mirage Bathroom, Base EY 07 SP  
Floor > Travertino Light EY 07 NAT RECT 300x1200 | 12"x48"  
Wall > Travertino Light EY 07 SP RECT 1200x2780 | 48"x110"

Home Design  
**BATHROOM**



Floor > Tundra Lite JL 05 SP RECT 800x800 | 31½"x31½"  
Wall > Pietra Grey JL 06 SP RECT 1200x2780 | 48"x110"  
Washbasin > Mirage Bathroom, Joy JL 05 SP



Floor > Desert Stone EY 02 NAT RECT 600x1200 | 24"x48"  
Wall > Desert Stone EY 02 SP RECT 1200x2780 | 48"x110"  
Washbasin > Mirage Bathroom, Comfort EY 02 NAT

Floor > Hav RR 06 NAT RECT 1200x1200 | 48"x48"  
Wall > Gris Catalan EY 04 SP RECT 1200x2780 | 48"x110"  
Washbasin > Mirage Bathroom, Gris Catalan EY 04 SP FRD160



Floor > Resia SK 02 NAT RECT 600x600 | 24x24"  
Wall > Clear GC 01 SP RECT 1200x2780 | 48"x110"  
Washbasin > Mirage Bathroom, Lincoln JL 04 LUC WDT20  
Wall cube > Mirage Bathroom, Lincoln JL 04 LUC SMR5052



Home Design  
**BATHROOM**

Floor > Saint Laurent WA 07 LUC RECT 800x800 | 31½"x31½"  
Wall > Calacatta Cooper WA 03 LUC RECT 1200x2780 | 48"x110"  
Countertop > Mirage Bathroom | ESD200

Floor > Camp JP 04 NAT RECT 200x1200 | 8" x 48"  
Wall > Moonless JW 17 SLK RECT 1200x2780 | 48" x 110"  
Headboard > Moonless JW 17 SLK



Floor > Libeccio Antico WA 02 LUC RECT 1200x2780 | 48" x 110"  
Wall > Libeccio Antico WA 02 LUC RECT 1200x2780 | 48" x 110"



Home Design

# BEDROOM





Floor > Cortecchia VV 08 SP RECT 800x800 | 31½" x31½"  
 Wall > Perla VV 02 SP RECT 1200x2780 | 48" x110"

Home Design

**BEDROOM**



Floor > Laos OU 05 SP RECT 250x1500 | 10" x60"  
 Wall > Nube VV 03 SP RECT Lace 1200x2780 | 48" x110"  
 Bedside table > Nube VV 03 SP RECT



Home Design

# BEDROOM

Floor > Quicklime NY 01 SP RECT 1200x1200 | 48"x48"  
Wall > Quicklime NY 01 SP RECT 1200x2780 | 48"x110"



Home Design

# KITCHEN



Floor > Ideal GC 03 SP RECT 1200X1200 | 48" x 48"  
Wall > Raimy JW 16 LUC RECT 1200X2780 | 48" x 110"  
Worktop > Ideal GC 03 SP

Home Design

# KITCHEN



Floor > Grå RR 02 NAT RECT 600x1200 | 24" x 48"  
Wall > Grå RR 02 NAT RECT 1200x2780 | 48" x 110"  
Drawers | Counter > Iron GC 20 SP





## CONTRACT DESIGN

Le caratteristiche fisico-meccaniche del grés porcellanato insieme alla varietà Mirage di spessori, finiture ed estetiche permettono di unire performance, facilità di utilizzo e versatilità trasformandolo nella soluzione ideale per destinazioni contract e commerciali, sia per il rivestimento di pavimenti e rivestimenti che come finitura per mobili e arredi.

— The physical and mechanical characteristics of porcelain stoneware, together with the Mirage variety of thicknesses, finishes and styles, make it possible to combine performance, user-friendliness and versatility, offering the ideal solution for floors and walls, and as a finish for furnishings, in both residential and contract settings.

— Les caractéristiques physiques et mécaniques du grés cérame, alliées à la variété Mirage d'épaisseurs, de finitions et d'esthétiques, permettent d'unir les performances, la facilité d'utilisation et la versatilité en le transformant en la solution idéale pour des destinations contract et commerciales, aussi bien comme revêtement de sols et de murs que comme finition pour des meubles et des décorations.

— Die physikalisch-mechanischen Eigenschaften von Feinsteinzeug in Verbindung mit der Vielfalt an Stärken, Oberflächenausführungen und ästhetischen Lösungen des Mirage-Sortiments ermöglichen es, Leistung, einfache Verwendung und Vielseitigkeit zu kombinieren und machen damit dieses Sortiment zur idealen Lösung für Objekt- und Gewerbebereiche, sowohl als Wandverkleidung als auch als Bodenbelag oder als Oberfläche für Möbel und Einrichtungsgegenstände.

— 瓷质砖的物理/机械特性，与 Mirage 的多样化厚度、表面处理和美观一起，将性能、易用性和多功能性相结合，将其转化为合同和商业项目的理想解决方案，既可作地砖用于地板的铺设，也可作墙砖用于家具的装饰。



Floor 01 - Reception  
Floor 02 - Lobby & Office  
Floor 03 - Spa & Wellness  
Floor 04 - Restaurant  
Floor 05 - Hotel Rooms

Floor > Gris Catalan EY 04 SP RECT 1200x1200 | 48" x 48"  
Wall > Gris Catalan EY 04 SP RECT 1200x2780 | 48" x 110"  
Agata Multicolor WA 09 LUC RECT 1200x2780 | 48" x 110"

Contract Design


# **HOTEL & HOSPITALITY**

## **LOBBIES AND COUNTERTOPS**

Contract Design

# HOTEL & HOSPITALITY

## LOBBIES AND COUNTERTOPS



Floor > White Crystal CP 05 LUC RECT 1200x1200 | 48" x 48"  
Wall > Onice Brown WA 03 LUC RECT 1200x2780 | 48" x 110"  
Worktop > Saint Laurent WA 07 LUC


Contract Design

# HOTEL & HOSPITALITY LOBBIES AND COUNTERTOPS

Floor > Portland NY 02 SP RECT 1200x1200 | 48"x48"  
Rear wall > Portland NY 02 SP RECT 1200x2780 | 48"x110"  
Side walls & Counter > Aurore RF 03 ANTIQUE 200x600 | 8"x24"







Floor > Absolute GC 06 ST RECT 20 mm 600x600 | 24"x24"  
Wall > Agata Blue WA 08 LUC RECT 1200x2780 | 48"x110"  
Absolute GC 06 SP RECT 300x600 | 12"x24"

Contract Design

# HOTEL & HOSPITALITY

## POOL & SPA

Contract Design

# HOTEL & HOSPITALITY

## POOL & SPA



Floor > Mediterranea EY01ST RECT 1200x1200 | 48" x 48"  
Wall > Verde Alpi JL 07 LUC RECT 1200x2780 | 48" x 110"  
Mediterranea EY01SP RECT 1200x2780 | 48" x 110"  
Washbasin > Mirage Bathroom, Delight DLQ50L



Floor > Jinkoh **OU 03** GP RECT 200x1200 | 8"x48"  
Side walls > Jinkoh **OU 03** SP RECT 1200x2780 | 48"x110" - Jinkoh **OU 03** SP RECT 200x2780 | 8"x110"  
Rear wall > Travertino Light **EY 07** SP RECT 1200x2780 | 48"x110"  
Bath tub > Perla **VV 02** SP



Contract Design

## **HOTEL & HOSPITALITY**

## **POOL & SPA**

Contract Design

# SHOP FURNITURES



Wall > Nimbus LY 02 SP RECT 1200x2780 | 48" x110"



Floor > Öken RR 08 NAT RECT 1200x1200 | 48" x48"  
Wall > Öken RR 08 NAT RECT 1200x2780 | 48" x110"



Floor > Ideal GC 03 SP RECT 1200x1200 | 48" x48"  
Wall > Ideal GC 03 SP RECT 1200x2400 | 48" x96"  
Furniture > Grå RR 02 NAT



Floor > Cocco VV 01 SP RECT 1200x1200 | 48"x48"  
Wall > Cocco VV 01 SP RECT 1200x2780 | 48"x110"



Contract Design

**SHOP**  
**FURNITURES**



Contract Design

# SHOP FURNITURES

Floor > Grus RR 09 NAT RECT 1200x1200 | 48" x 48"  
Wall > Grus RR 09 NAT RECT 1200x2780 | 48" x 110"  
Statuario Extra CP 01 LUC RECT 1200x2780 | 48" x 110"  
Counter > Grus RR 09 NAT  
Tables > Statuario Extra CP 01 LUC

Floor > Vit RR 01 NAT RECT 1200x1200 | 48"x48"  
Wall > Aquarelle Rose SP RECT 1200x2780 | 48"x110"  
Table > Aquarelle Rose SP



Contract Design

# SHOP FURNITURES

Floor > Tundra Lite JL 05 LUC RECT 1200x1200 | 48"x48"  
Wall > Galway Green WA 12 LUC RECT 1200x2780 | 48"x110"  
Bench > Galway Green WA 12 LUC



Floor > Fancy CL 04 SP RECT 800x800 / 31½" x 31½"  
Wall > Four Seasons WA 13 LUC RECT 1200x2780 | 48"x110"  
Counter & Table > Four Seasons WA 13 LUC

Contract Design

# SHOP FURNITURES



Floor > Nimbus LY 02 SP RECT 1200x1200 | 48" x 48"  
Wall > Encanto Gold SP RECT 1200x2780 | 48" x 110"  
Counter > Nimbus LY 02 SP



Facade > Ideal GC 03 SP RECT 1600x3200 | 63"x126"



Contract Design

# VENTILATED FACADE




Facade > Gra RR 02 NAT RECT 1200x2780 | 48"x110"  
Wall > Camp JP 04 NAT RECT 200x1200 | 8"x48"  
Worktop > Extra White JW 19 SLK

# COLOURS & SIZES



# CLAY


CALM CL 01



± 6 mm

1200x2780  
48"x110"  
SP RECT

DELIGHT CL 02



± 6 mm

1200x2780  
48"x110"  
SP RECT

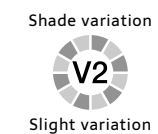
AWAKE CL 03



± 6 mm

1200x2780  
48"x110"  
SP RECT

Tutte le informazioni specifiche riguardanti colori, formati e superfici sono disponibili sul catalogo di linea.  
All the specific information concerning colours, sizes and surfaces is available in the collection's catalogue.



# CLAY

FANCY CL 04



± 6 mm

1200x2780  
48"x110"  
SP RECT

VERVE CL 05



± 6 mm

1200x2780  
48"x110"  
SP RECT

SHY CL 06



± 6 mm

1200x2780  
48"x110"  
SP RECT

TRUST CL 07



± 6 mm

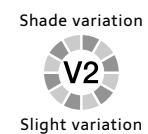
1200x2780  
48"x110"  
SP RECT

KARMA CL 08

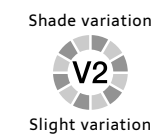


± 6 mm

1200x2780  
48"x110"  
SP RECT



Tutte le informazioni specifiche riguardanti colori, formati e superfici sono disponibili sul catalogo di linea.  
All the specific information concerning colours, sizes and surfaces is available in the collection's catalogue.



# COSMOPOLITAN

## STATUARIO EXTRA CP 01



± 6 mm

1200x2780  
48"x110"  
LUC RECT  
SLK RECT  
Bookmatch A+B LUC

± 9 mm

1200x2400  
48"x96"  
LUC RECT

## CALACATTA GOLD CP 02




± 6 mm

1200x2780  
48"x110"  
LUC RECT  
SLK RECT  
Bookmatch A+B LUC

± 9 mm

1200x2400  
48"x96"  
LUC RECT

### KIT VEIN MATCHING 1200x2780 LUC RECT



1

+

2

+

3

+

4

+

5

#### KIT VEIN MATCHING

Per offrire un servizio sempre più personalizzato, Mirage® mette a disposizione il Kit Vein Matching nei colori CP 01 e CP 02, in formato 1200x2780 mm, superficie lucida. Il kit è composto da 5 lastre numerate e dalle grafiche sequenziali ad effetto vena continua.


For an increasingly customised service, Mirage® offers the Vein Matching Kit in the colours CP 01 and CP 02, in the 1200x2780 mm, polished finish. The kit is composed of 5 numbered slabs and sequential patterns that create a continuous vein effect.

Shade variation



Slight variation

### KIT VEIN MATCHING 1200x2780 LUC RECT



1

+

2

+

3

+

4

+

5

#### KIT VEIN MATCHING

Per offrire un servizio sempre più personalizzato, Mirage® mette a disposizione il Kit Vein Matching nei colori CP 01 e CP 02, in formato 1200x2780 mm, superficie lucida. Il kit è composto da 5 lastre numerate e dalle grafiche sequenziali ad effetto vena continua.

For an increasingly customised service, Mirage® offers the Vein Matching Kit in the colours CP 01 and CP 02, in the 1200x2780 mm, polished finish. The kit is composed of 5 numbered slabs and sequential patterns that create a continuous vein effect.

Shade variation



Slight variation

# COSMOPOLITAN

ARABESCATO ORO CP 03



± 6 mm

1200x2780  
48"x110"  
LUC RECT  
SLK RECT  
Bookmatch A+B LUC

± 9 mm

1200x2400  
48"x96"  
LUC RECT

STATUARIO FANTASTICO CP 04



± 6 mm

1200x2780  
48"x110"  
LUC RECT

WHITE CRYSTAL CP 05



± 6 mm

1200x2780  
48"x110"  
LUC RECT

± 9 mm

1200x2400  
48"x96"  
LUC RECT

MYSTIC GREY CP 06



± 6 mm

1200x2780  
48"x110"  
LUC RECT

± 9 mm

1200x2400  
48"x96"  
LUC RECT

AMAZZONITE CP 07



± 6 mm

1200x2780  
48"x110"  
LUC RECT

± 9 mm

1200x2400  
48"x96"  
LUC RECT

Shade variation  
**V2**  
Slight variation

Tutte le informazioni specifiche riguardanti colori, formati e superfici sono disponibili sul catalogo di linea.  
All the specific information concerning colours, sizes and surfaces is available in the collection's catalogue.

Shade variation  
**V2**  
Slight variation

# COSMOPOLITAN

## KIT SPECIALI PER POSA

### MACCHIA APERTA

CP 01, 02 e 03 sono disponibili anche in speciali kit che permettono di realizzare la posa “BOOK MATCHING” o “DIAMOND MATCHING”.

Le composizioni possono essere abbinare al fondo, di cui mantengono formato e calibro.

Per un risultato ancora più ricercato e prezioso.

\_\_ CP 01, 02 and 03 are also available in special kits that can be used for the “Book Matching” or “Diamond Matching” laying schemes. The compositions can be combined with the base tiles, which have the same size and worksize, for an even more beautiful, sophisticated effect.


\_\_ CP 01, 02 und 03 sind auch in speziellen Sets erhältlich, die die Verlegung “Book Matching” oder “Diamond Matching” ermöglichen. Die Kompositionen können mit dem Untergrund kombiniert werden, dessen Format und Ausmaß beibehalten wird. Für ein noch erleseneres und wertvolleres Ergebnis.

\_\_ CP 01, 02 et 03 existent aussi en kits spéciaux qui permettent de réaliser la pose « Book Matching » ou « Diamond Matching ».  
Les compositions peuvent être associées au fond, dont elles gardent le format et le calibre.  
Pour un résultat encore plus raffiné et plus précieux.

\_\_ CP 01, 02和03还备有特殊套件，可以实现“书页式对拼”或“钻石对拼”铺设。组合可以与底砖匹配，保持其尺寸和口径，旨在追求更加考究和精美的效果。

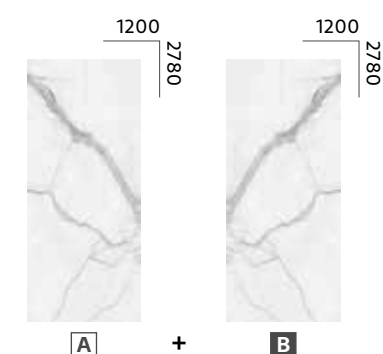
#### FORMATI | SIZES

6 mm




#### COLORI | COLOURS


##### STATUARIO EXTRA CP 01




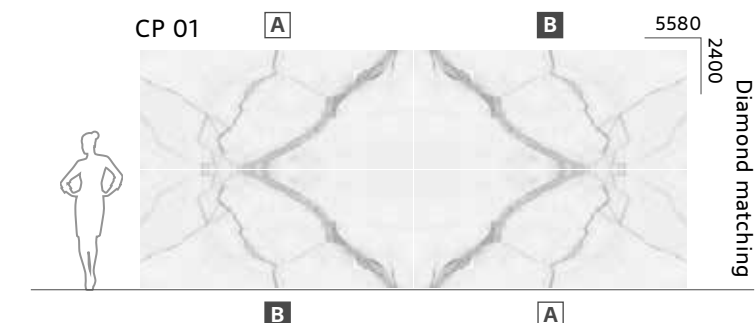
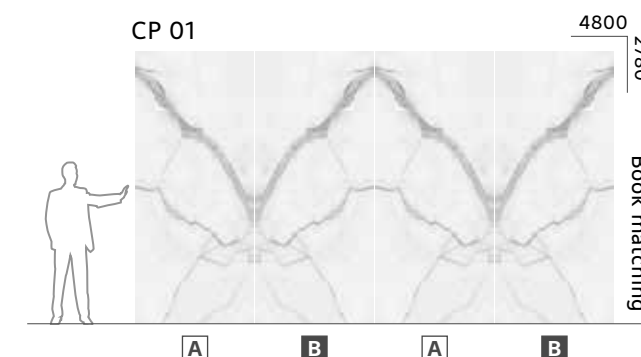
##### CALACATTA GOLD CP 02



##### ARABESCATO ORO CP 03



#### ALCUNI ESEMPI DI COMPOSIZIONE | LAYING PATTERN PROPOSALS:



Il processo produttivo non garantisce la continuità nel disegno della venatura tra i vari pezzi spediti. Eventuali disallineamenti tra le venature in continuità sono da considerarsi caratteristica intrinseca del prodotto. L'immagine rappresentata serve a dare un'idea indicativa del prodotto, toni e venature possono essere quindi suscettibili di variazioni.

The production process does not guarantee continuity in the design of the veining among the various pieces provided. Any misalignment between the continuous veining is to be considered an intrinsic characteristic of the product. The image shown is merely indicative; the shades and veinings of the product may be subject to variations.

Der Herstellungsprozess garantiert dabei nicht für die Kontinuität in der Gestaltung der Maserung der verschiedenen zugesandten Platten. Eventuelle Fehlausrichtungen zwischen der Maserung in der Kontinuität sind als wesenseigene Eigenschaft des Produkts zu betrachten. Das dargestellte Bild gibt eine Vorstellung von dem Produkt, den Farbtönen und Maserungen, wobei es jedoch zu Abweichungen kommen kann.

Le procédé de production ne garantit pas la continuité du dessin de la veine pour les différentes pièces expédiées. Les éventuelles asymétries entre les veinures en continu sont à considérer comme une caractéristique intrinsèque du produit. L'image, reportée à titre indicatif, donne une idée du produit, les tons et veinures sont donc susceptibles de varier.

但是，生产过程不保证不同砖件之间的纹理图案的连续性。如果连续性纹理之间有任何不对齐的情况，应被视为产品的固有特性。展示的产品图像仅供参考，色调和纹理可能有所变化。

# ELYSIAN

MEDITERRANEA EY 01



LINE MEDITERRANEA EY 01

ARROW MEDITERRANEA EY 01



± 6 mm

1200x2780  
48"x110"  
SP RECT

± 6 mm

1200x2780  
48"x110"  
SP RECT

± 6 mm

1200x2780  
48"x110"  
SP RECT

DESERT STONE EY 02



LINE DESERT STONE EY 02

ARROW DESERT STONE EY 02



± 6 mm

1200x2780  
48"x110"  
SP RECT

± 6 mm

1200x2780  
48"x110"  
SP RECT

± 6 mm

1200x2780  
48"x110"  
SP RECT



## 4DEEP

La nuova tecnologia Mirage, una perfetta sinergia tra materia ed applicazioni grafiche per un effetto decorativo tridimensionale.  
The new Mirage technology, a perfect synergy between material and graphic applications for a three-dimensional decorative effect.

Shade variation



Slight variation

Tutte le informazioni specifiche riguardanti colori, formati e superfici sono disponibili sul catalogo di linea.  
All the specific information concerning colours, sizes and surfaces is available in the collection's catalogue.

Shade variation



Slight variation

# ELYSIAN

BEIGE CATALAN EY 03



± 6 mm

1200x2780  
48"x110"  
SP RECT

GRIS CATALAN EY 04



± 6 mm

1200x2780  
48"x110"  
SP RECT

GOLD CATALAN EY 09



± 6 mm

1200x2780  
48"x110"  
SP RECT

TRAVERTINO LIGHT EY 07



± 6 mm

1200x2780  
48"x110"  
SP RECT

LINE

TRAVERTINO LIGHT EY 07



± 6 mm

1200x2780  
48"x110"  
SP RECT

TRAVERTINO DARK EY 08



± 6 mm

1200x2780  
48"x110"  
SP RECT



**4DEEP**

La nuova tecnologia Mirage, una perfetta sinergia tra materia ed applicazioni grafiche per un effetto decorativo tridimensionale.  
The new Mirage technology, a perfect synergy between material and graphic applications for a three-dimensional decorative effect.

Shade variation



Slight variation

Tutte le informazioni specifiche riguardanti colori, formati e superfici sono disponibili sul catalogo di linea.  
All the specific information concerning colours, sizes and surfaces is available in the collection's catalogue.

Shade variation



Slight variation



GLO  
CAL

CLEAR GC 01



6 mm

1600x3200 1200x2780 1600x1600  
63"x126" 48"x110" 63"x63"  
SP RECT SP RECT SP RECT

9 mm

1200x2400  
48"x96"  
SP RECT

12 mm

1620x3240  
63<sup>3/4</sup>"x127<sup>1/2</sup>"  
SLK NOT RECT (NOT R9)

PERFECT GC 02



6 mm

1600x3200 1200x2780 1600x1600  
63"x126" 48"x110" 63"x63"  
SP RECT SP RECT SP RECT

9 mm

1200x2400  
48"x96"  
SP RECT

IDEAL GC 03



6 mm

1600x3200 1200x2780 1600x1600  
63"x126" 48"x110" 63"x63"  
SP RECT SP RECT SP RECT

9 mm

1200x2400  
48"x96"  
SP RECT

12 mm

1620x3240  
63<sup>3/4</sup>"x127<sup>1/2</sup>"  
SLK NOT RECT (NOT R9)

TYPE GC 04



9 mm

1200x2400  
48"x96"  
SP RECT

CLASSIC GC 05



9 mm

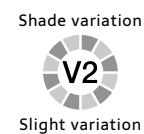
1200x2400  
48"x96"  
SP RECT

ABSOLUTE GC 06

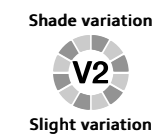


6 mm

1200x2780  
48"x110"  
SP RECT



Tutte le informazioni specifiche riguardanti colori, formati e superfici sono disponibili sul catalogo di linea.  
All the specific information concerning colours, sizes and surfaces is available in the collection's catalogue.



GLO  
CAL

J.  
jewels

SUGAR GC 07



6 mm

1600x3200 1200x2780 1600x1600  
63"x126" 48"x110" 63"x63"  
SP RECT SP RECT SP RECT

9 mm

1200x2400  
48"x96"  
SP RECT

12 mm

1620x3240  
63<sup>3/4</sup>"x127<sup>1/2</sup>"  
SLK NOT RECT (NOT R9)

GINGER GC 10



6 mm

1600x3200 1200x2780 1600x1600  
63"x126" 48"x110" 63"x63"  
SP RECT SP RECT SP RECT

9 mm

1200x2400  
48"x96"  
SP RECT

IRON GC 20



6 mm

1600x3200 1200x2780 1600x1600  
63"x126" 48"x110" 63"x63"  
SP RECT SP RECT SP RECT

12 mm

1620x3240  
63<sup>3/4</sup>"x127<sup>1/2</sup>"  
SLK NOT RECT (NOT R9)

CORTEN GC 21



6 mm

1200x2780  
48"x110"  
SP RECT

BIANCO STATUARIO JW 01



6 mm

1200x2780  
48"x110"  
LUC RECT

9 mm

1200x2400  
48"x96"  
LUC RECT

CALACATTA REALE JW 02

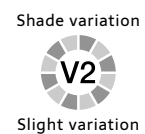


6 mm

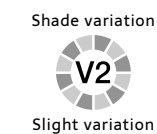
1600x3200 1200x2780 1600x1600  
63"x126" 48"x110" 63"x63"  
LUC RECT LUC RECT LUC RECT  
Bookmatch Bookmatch  
A+B A+B

9 mm

1200x2400  
48"x96"  
LUC RECT



Tutte le informazioni specifiche riguardanti colori, formati e superfici sono disponibili sul catalogo di linea.  
All the specific information concerning colours, sizes and surfaces is available in the collection's catalogue.





STATUARIO LUNENSIS JW 12



± 6 mm

1200x2780  
48"x110"  
LUC RECT  
Bookmatch A+B

± 9 mm

1200x2400  
48"x96"  
LUC RECT

± 12 mm

1620x3240  
63<sup>3/4</sup>"x127<sup>1/2</sup>"  
SLK NOT RECT (NOT R9)

STATUARIO VENATO JW 14



± 6 mm

1600x3200 63"x126"	1200x2780 48"x110"	1600x1600 63"x63"
LUC RECT Bookmatch A+B	LUC RECT SLK RECT Bookmatch A+B	LUC RECT


± 9 mm

1200x2400  
48"x96"  
LUC RECT

± 12 mm

1620x3240  
63<sup>3/4</sup>"x127<sup>1/2</sup>"  
SLK NOT RECT (NOT R9)  
LUC NOT RECT (NOT R9)

KIT VEIN MATCHING 1200x2780 LUC RECT

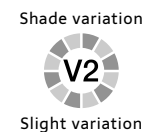


1 + 2 + 3 + 4 + 5


KIT VEIN MATCHING

Per offrire un servizio sempre più personalizzato, Mirage® mette a disposizione il Kit Vein Matching nei colori JW 12 e JW 14, in formato 1200x2780 mm, superficie lucida. Il kit è composto da 5 lastre numerate e dalle grafiche sequenziali ad effetto vena continua.

For an increasingly customised service, Mirage® offers the Vein Matching Kit in the colours JW 12 and JW 14, in the 1200x2780 mm, polished finish. The kit is composed of 5 numbered slabs and sequential patterns that create a continuous vein effect.



KIT VEIN MATCHING 1200x2780 LUC RECT

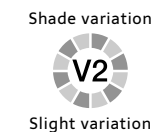


1 + 2 + 3 + 4 + 5

KIT VEIN MATCHING

Per offrire un servizio sempre più personalizzato, Mirage® mette a disposizione il Kit Vein Matching nei colori JW 12 e JW 14, in formato 1200x2780 mm, superficie lucida. Il kit è composto da 5 lastre numerate e dalle grafiche sequenziali ad effetto vena continua.

For an increasingly customised service, Mirage® offers the Vein Matching Kit in the colours JW 12 and JW 14, in the 1200x2780 mm, polished finish. The kit is composed of 5 numbered slabs and sequential patterns that create a continuous vein effect.





ROYAL JW 03



6 mm

1200x2780  
48"x110"  
LUC RECT

9 mm

1200x2400  
48"x96"  
LUC RECT

12 mm

1620x3240  
63<sup>3/4</sup>"x127<sup>1/2</sup>"  
SLK NOT RECT (NOT R9)

BLACK GOLD JW 11



6 mm

1200x2780  
48"x110"  
LUC RECT

ONYKS JW 15



6 mm

1600x3200 1200x2780 1600x1600  
63"x126" 48"x110" 63"x63"  
LUC RECT LUC RECT LUC RECT

9 mm

1200x2400  
48"x96"  
LUC RECT

RAYMI JW 16



6 mm

1600x3200 1200x2780 1600x1600  
63"x126" 48"x110" 63"x63"  
LUC RECT LUC RECT LUC RECT  
SLK RECT

9 mm

1200x2400  
48"x96"  
LUC RECT

MOONLESS JW 17




6 mm

1600x3200 1200x2780 1600x1600  
63"x126" 48"x110" 63"x63"  
LUC RECT LUC RECT LUC RECT

12 mm

1620x3240  
63<sup>3/4</sup>"x127<sup>1/2</sup>"  
SLK NOT RECT (NOT R9)

EXTRA WHITE JW 19



6 mm

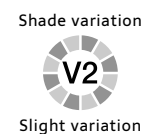
1600x3200 1200x2780 1600x1600  
63"x126" 48"x110" 63"x63"  
LUC RECT LUC RECT LUC RECT

9 mm

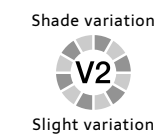
1200x2400  
48"x96"  
LUC RECT

12 mm

1620x3240  
63<sup>3/4</sup>"x127<sup>1/2</sup>"  
SLK NOT RECT (NOT R9)



Tutte le informazioni specifiche riguardanti colori, formati e superfici sono disponibili sul catalogo di linea.  
All the specific information concerning colours, sizes and surfaces is available in the collection's catalogue.





# KIT SPECIALI PER POSA MACCHIA APERTA

JW 02, 12 e 14 sono disponibili anche in speciali kit che permettono di realizzare la posa “BOOK MATCHING” o “DIAMOND MATCHING”.

Le composizioni possono essere abbinare al fondo, di cui mantengono formato e calibro.

Per un risultato ancora più ricercato e prezioso.

\_\_ JW 02, 12 and 14 are also available in special kits that can be used for the “Book Matching” or “Diamond Matching” laying schemes. The compositions can be combined with the base tiles, which have the same size and worksize, for an even more beautiful, sophisticated effect.

\_\_ JW 02, 12 und 14 sind auch in speziellen Sets erhältlich, die die Verlegung “Book Matching” oder “Diamond Matching” ermöglichen. Die Kompositionen können mit dem Untergrund kombiniert werden, dessen Format und Ausmaß beibehalten wird. Für ein noch erleseneres und wertvolleres Ergebnis.

\_\_ JW 02, 12 et 14 existent aussi en kits spéciaux qui permettent de réaliser la pose « Book Matching » ou « Diamond Matching ».

Les compositions peuvent être associées au fond, dont elles gardent le format et le calibre. Pour un résultat encore plus raffiné et plus précieux.

JW 02、12和14还备有特殊套件，可以实现“书页式对拼”或“钻石对拼”铺设。组合可以与底砖匹配，保持其尺寸和口径，旨在追求更加考究和精美的效果。

## FORMATI | SIZES

6 mm



1200x2780x6  
48" x 110"

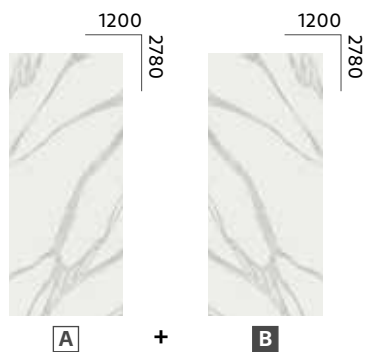
6 mm



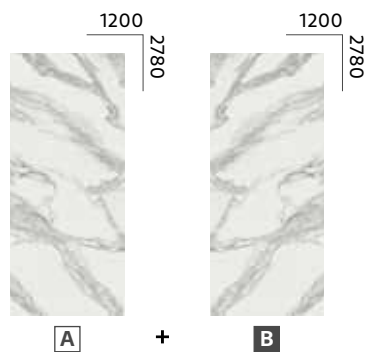
1600x3200x6  
63" x 126"

## COLORI | COLOURS

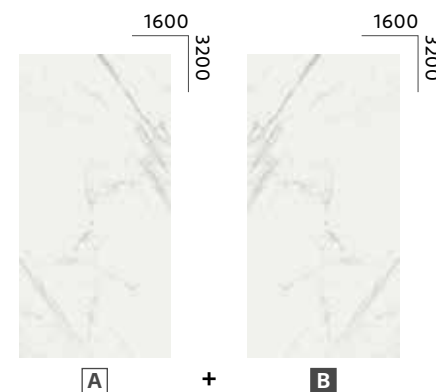
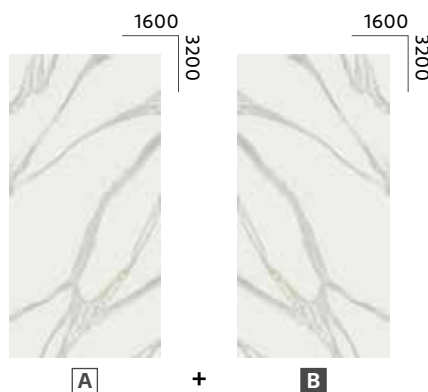
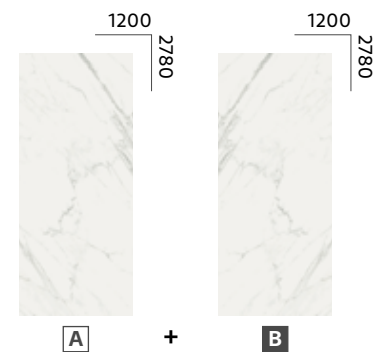
### CALACATTA REALE JW 02



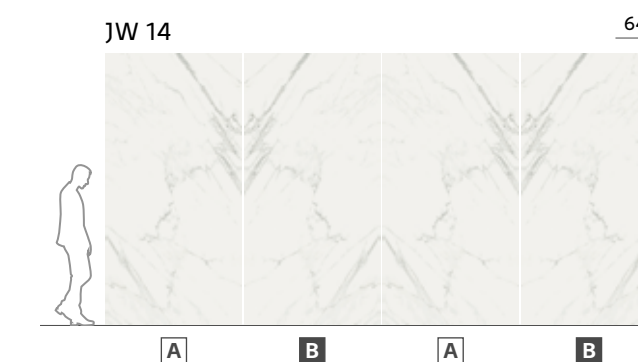
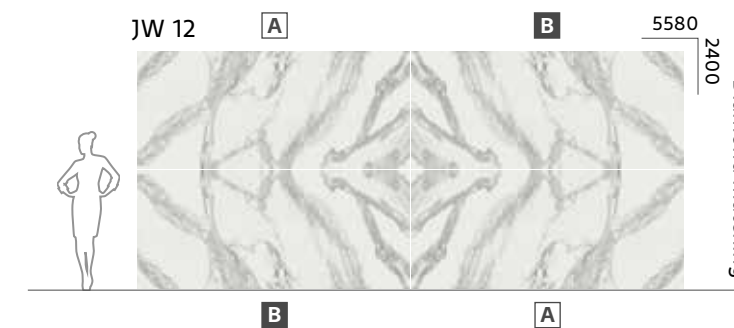
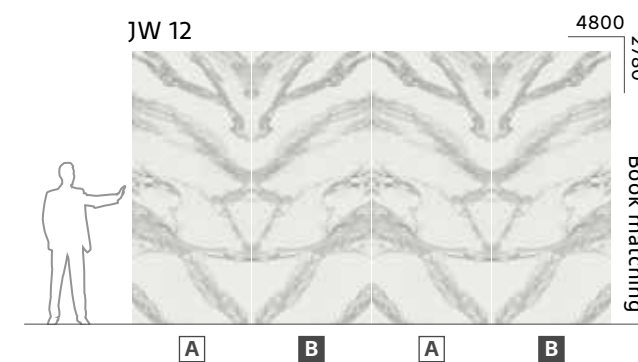
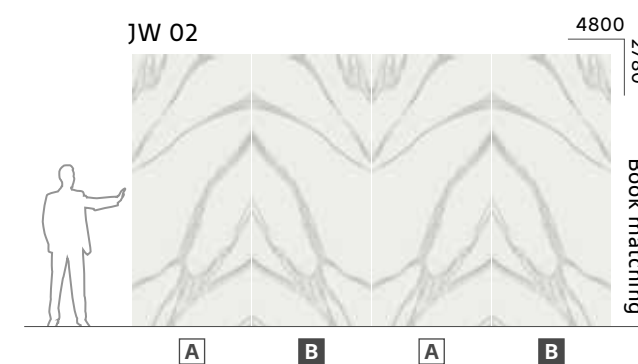
### STATUARIO LUNENSIS JW 12



### STATUARIO VENATO JW 14



## ALCUNI ESEMPI DI COMPOSIZIONE | LAYING PATTERN PROPOSALS:



Il processo produttivo non garantisce la continuità nel disegno della venatura tra i vari pezzi spediti. Eventuali disallineamenti tra le venature in continuità sono da considerarsi caratteristica intrinseca del prodotto. L'immagine rappresentata serve a dare un'idea indicativa del prodotto, toni e venature possono essere quindi suscettibili di variazioni.

The production process does not guarantee continuity in the design of the veining among the various pieces provided. Any misalignment between the continuous veining is to be considered an intrinsic characteristic of the product. The image shown is merely indicative; the shades and veinings of the product may be subject to variations.

Der Herstellungsprozess garantiert dabei nicht für die Kontinuität in der Gestaltung der Maserung der verschiedenen zugesandten Platten. Eventuelle Fehlausrichtungen zwischen der Maserung in der Kontinuität sind als wesenseigene Eigenschaft des Produkts zu betrachten. Das dargestellte Bild gibt eine Vorstellung von dem Produkt, den Farbtönen und Maserungen, wobei es jedoch zu Abweichungen kommen kann.

Le procédé de production ne garantit pas la continuité du dessin de la veine pour les différentes pièces expédiées. Les éventuelles asymétries entre les veinures en continu sont à considérer comme une caractéristique intrinsèque du produit. L'image, reportée à titre indicatif, donne une idée du produit, les tons et veinures sont donc susceptibles de varier.

但是，生产过程不保证不同砖件之间的纹理图案的连续性。如果连续性纹理之间有任何不对齐的情况，应被视为产品的固有特性。展示的产品图像仅供参考，色调和纹理可能有所变化。

# JOLIE

STATUARIO FINE JL 01



± 6 mm

1200x2780  
48"x110"  
LUC RECT  
SP RECT



KIT VEIN MATCHING 1200x2780 LUC RECT

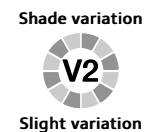


1 + 2 + 3 + 4

#### KIT VEIN MATCHING

Per offrire un servizio sempre più personalizzato, Mirage® mette a disposizione il Kit Vein Matching nei colori JL 01, JL 02, JL 03 e JL 04, in formato 1200x2780 mm, superficie lucida. Il kit è composto da 4 lastre numerate e dalle grafiche sequenziali ad effetto vena continua.

For an increasingly customised service, Mirage® offers the Vein Matching Kit in the colours JL 01, JL 02, JL 03 and JL 04, in the 1200x2780 mm, polished finish. The kit is composed of 4 numbered slabs and sequential patterns that create a continuous vein effect.



CALACATTA SELECT JL 02



± 6 mm

1200x2780  
48"x110"  
LUC RECT  
SP RECT



KIT VEIN MATCHING 1200x2780 LUC RECT

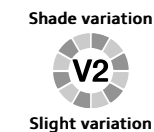


1 + 2 + 3 + 4

#### KIT VEIN MATCHING

Per offrire un servizio sempre più personalizzato, Mirage® mette a disposizione il Kit Vein Matching nei colori JL 01, JL 02, JL 03 e JL 04, in formato 1200x2780 mm, superficie lucida. Il kit è composto da 4 lastre numerate e dalle grafiche sequenziali ad effetto vena continua.

For an increasingly customised service, Mirage® offers the Vein Matching Kit in the colours JL 01, JL 02, JL 03 and JL 04, in the 1200x2780 mm, polished finish. The kit is composed of 4 numbered slabs and sequential patterns that create a continuous vein effect.



# JOLIE


## CALACATTA VENA ANTICA JL 03



± 6 mm

1200x2780  
48"x110"  
LUC RECT

## LINCOLN JL 04



± 6 mm

1200x2780  
48"x110"  
LUC RECT  
SP RECT

## LINE 4D LINCOLN JL 04




± 6 mm

1200x2780  
48"x110"  
LUC RECT  
SP RECT



**4DEEP**  
La nuova tecnologia Mirage, una perfetta sinergia tra materia ed applicazioni grafiche per un effetto decorativo tridimensionale.  
The new Mirage technology, a perfect synergy between material and graphic applications for a three-dimensional decorative effect.

### KIT VEIN MATCHING 1200x2780 LUC RECT

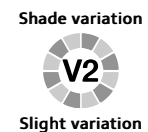


1 + 2 + 3 + 4

#### KIT VEIN MATCHING

Per offrire un servizio sempre più personalizzato, Mirage® mette a disposizione il Kit Vein Matching nei colori JL 01, JL 02, JL 03 e JL 04, in formato 1200x2780 mm, superficie lucida. Il kit è composto da 4 lastre numerate e dalle grafiche sequenziali ad effetto vena continua.

For an increasingly customised service, Mirage® offers the Vein Matching Kit in the colours JL 01, JL 02, JL 03 and JL 04, in the 1200x2780 mm, polished finish. The kit is composed of 4 numbered slabs and sequential patterns that create a continuous vein effect.



### KIT VEIN MATCHING 1200x2780 LUC RECT

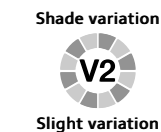


1 + 2 + 3 + 4

#### KIT VEIN MATCHING

Per offrire un servizio sempre più personalizzato, Mirage® mette a disposizione il Kit Vein Matching nei colori JL 01, JL 02, JL 03 e JL 04, in formato 1200x2780 mm, superficie lucida. Il kit è composto da 4 lastre numerate e dalle grafiche sequenziali ad effetto vena continua.

For an increasingly customised service, Mirage® offers the Vein Matching Kit in the colours JL 01, JL 02, JL 03 and JL 04, in the 1200x2780 mm, polished finish. The kit is composed of 4 numbered slabs and sequential patterns that create a continuous vein effect.



# JOLIE

TUNDRA LITE JL 05



6 mm

1200x2780  
48"x110"  
LUC RECT  
SP RECT

PIETRA GREY JL 06



6 mm

1200x2780  
48"x110"  
LUC RECT  
SP RECT

VERDE ALPI JL 07



6 mm

1200x2780  
48"x110"  
LUC RECT

# LEMMY



PALLADIUM LY 01



6 mm

1200x2780  
48"x110"  
SP RECT

NIMBUS LY 02



6 mm

1200x2780  
48"x110"  
SP RECT

EXCALIBUR LY 03



6 mm

1200x2780  
48"x110"  
SP RECT

Shade variation



Slight variation

Tutte le informazioni specifiche riguardanti colori, formati e superfici sono disponibili sul catalogo di linea.  
All the specific information concerning colours, sizes and surfaces is available in the collection's catalogue.

Shade variation



Slight variation





KING LY 09



6 mm

1200x2780  
48"x110"  
SP RECT

VENOM LY 04



6 mm

1200x2780  
48"x110"  
SP RECT

AFTERGLOW LY 05



6 mm

1200x2780  
48"x110"  
SP RECT

VIRIDIUM LY 06



6 mm

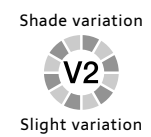
1200x2780  
48"x110"  
SP RECT

INDIO LY 07

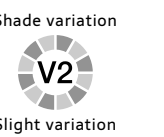


6 mm

1200x2780  
48"x110"  
SP RECT



Tutte le informazioni specifiche riguardanti colori, formati e superfici sono disponibili sul catalogo di linea.  
All the specific information concerning colours, sizes and surfaces is available in the collection's catalogue.



# MÔTLEY

RIO MT 01



± 6 mm

1200x2780  
48"x110"  
SP RECT

MONTEREY MT 02



± 6 mm

1200x2780  
48"x110"  
SP RECT

WEMBLEY MT 03



± 6 mm

1200x2780  
48"x110"  
SP RECT

ALTAMONT MT 04



± 6 mm

1200x2780  
48"x110"  
SP RECT

WOODSTOCK MT 05



± 6 mm

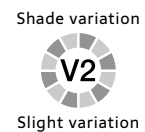
1200x2780  
48"x110"  
SP RECT

LIVERPOOL MT 06

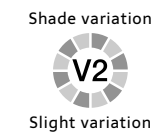


± 6 mm

1200x2780  
48"x110"  
SP RECT




Tutte le informazioni specifiche riguardanti colori, formati e superfici sono disponibili sul catalogo di linea.  
All the specific information concerning colours, sizes and surfaces is available in the collection's catalogue.



**norr**



GRA RR 02



± 6 mm

1600x3200 1200x2780 1600x1600  
63"x126" 48"x110" 63"x63"  
NAT RECT NAT RECT NAT RECT

± 12 mm

1620x3240  
63<sup>3</sup>/<sub>4</sub>"x127<sup>1</sup>/<sub>2</sub>"  
SP NOT RECT (NOT R9)



FARGE RR 05



± 6 mm

1200x2780  
48"x110"  
NAT RECT



HAV RR 06



± 6 mm

1200x2780  
48"x110"  
NAT RECT



ÖKEN RR 08



± 6 mm

1200x2780  
48"x110"  
NAT RECT



GRUS RR 09



± 6 mm

1200x2780  
48"x110"  
NAT RECT

Shade variation



Slight variation

Tutte le informazioni specifiche riguardanti colori, formati e superfici sono disponibili sul catalogo di linea.  
All the specific information concerning colours, sizes and surfaces is available in the collection's catalogue.

Shade variation



Slight variation

# NYUMA

QUICKLIME NY 01



± 6 mm

1200x2780  
48"x110"  
SP RECT

PORTLAND NY 02



± 6 mm

1200x2780  
48"x110"  
SP RECT

TORCHING NY 03



± 6 mm

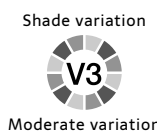
1200x2780  
48"x110"  
SP RECT

TALCUM NY 05

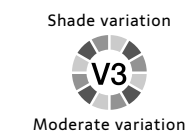


± 6 mm

1200x2780  
48"x110"  
SP RECT



Tutte le informazioni specifiche riguardanti colori, formati e superfici sono disponibili sul catalogo di linea.  
All the specific information concerning colours, sizes and surfaces is available in the collection's catalogue.





GRIS BELGE NE 31



± 12 mm

1620x3240  
63 3/4" x 127 1/2"  
NAT NOT RECT (NOT R9)

# ODDH

JINKOH OU 03



± 6 mm

1200x2780  
48" x 110"  
SP RECT

PINO OU 04



± 6 mm

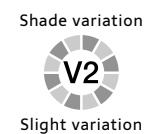
1200x2780  
48" x 110"  
SP RECT

LAOS OU 05

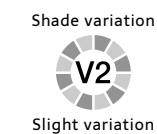


± 6 mm

1200x2780  
48" x 110"  
SP RECT



Tutte le informazioni specifiche riguardanti colori, formati e superfici sono disponibili sul catalogo di linea.  
All the specific information concerning colours, sizes and surfaces is available in the collection's catalogue.



# PAPIER

ENCANTO GOLD 



± 6 mm

1200x2780  
48"x110"  
SP RECT

CAMILLE GOLD 



± 6 mm

1200x2780  
48"x110"  
SP RECT

CAMILLE ROSE 



± 6 mm

1200x2780  
48"x110"  
SP RECT

AQUARELLE ROSE



± 6 mm

1200x2780  
48"x110"  
SP RECT

AQUARELLE VERT



± 6 mm

1200x2780  
48"x110"  
SP RECT

ESPOIR CHAUD



± 6 mm

1200x2780  
48"x110"  
LUC RECT



## 4DEEP

La nuova tecnologia Mirage, una perfetta sinergia tra materia ed applicazioni grafiche per un effetto decorativo tridimensionale.  
The new Mirage technology, a perfect synergy between material and graphic applications for a three-dimensional decorative effect.

Tutte le informazioni specifiche riguardanti colori, formati e superfici sono disponibili sul catalogo di linea.  
All the specific information concerning colours, sizes and surfaces is available in the collection's catalogue.

# PAPIER

ESPOIR FROID



± 6 mm

1200x2780  
48"x110"  
LUC RECT

# VICEVERSA

COCCO VV 01



± 6 mm

1200x2780  
48"x110"  
SP RECT

PERLA VV 02



± 6 mm

1200x2780  
48"x110"  
SP RECT

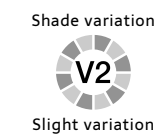
NUBE VV 03



± 6 mm

1200x2780  
48"x110"  
SP RECT

Tutte le informazioni specifiche riguardanti colori, formati e superfici sono disponibili sul catalogo di linea.  
All the specific information concerning colours, sizes and surfaces is available in the collection's catalogue.



# VICEVERSA

LACE   
NUBE VV 03



6 mm

1200x2780  
48"x110"  
SP RECT

CALCESTRUZZO VV 04



6 mm

1200x2780  
48"x110"  
SP RECT

VAIO VV 05



6 mm

1200x2780  
48"x110"  
SP RECT

LINO VV 06



6 mm

1200x2780  
48"x110"  
SP RECT

ALBA VV 07



6 mm

1200x2780  
48"x110"  
SP RECT

LACE   
ALBA VV 07



6 mm

1200x2780  
48"x110"  
SP RECT



4DEEP

La nuova tecnologia Mirage, una perfetta sinergia tra materia ed applicazioni grafiche per un effetto decorativo tridimensionale.  
The new Mirage technology, a perfect synergy between material and graphic applications for a three-dimensional decorative effect.

Shade variation



Slight variation

Tutte le informazioni specifiche riguardanti colori, formati e superfici sono disponibili sul catalogo di linea.  
All the specific information concerning colours, sizes and surfaces is available in the collection's catalogue.

Shade variation



Slight variation



# VICEVERSA

CORTECCIA VV 08



± 6 mm

1200x2780  
48"x110"  
SP RECT

# WANDERLUST

CALACATTA COPPER WA 01



± 6 mm

1200x2780  
48"x110"  
LUC RECT

LIBECCIO ANTICO WA 02



± 6 mm

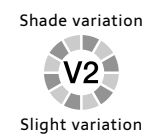
1200x2780  
48"x110"  
LUC RECT

ONICE BROWN WA 03

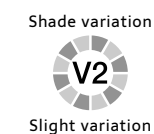


± 6 mm

1200x2780  
48"x110"  
LUC RECT



Tutte le informazioni specifiche riguardanti colori, formati e superfici sono disponibili sul catalogo di linea.  
All the specific information concerning colours, sizes and surfaces is available in the collection's catalogue.



# WANDERLUST

AZUL PURO WA 04



± 6 mm

1200x2780  
48"x110"  
LUC RECT

LABRADORITE WA 05



± 6 mm

1200x2780  
48"x110"  
LUC RECT


DARK COSMO WA 06



± 6 mm

1200x2780  
48"x110"  
LUC RECT

SAINT LAURENT WA 07



± 6 mm

1200x2780  
48"x110"  
LUC RECT

AGATA BLUE WA 08



± 6 mm


1200x2780  
48"x110"  
LUC RECT

AGATA MULTICOLOR WA 09




± 6 mm

1200x2780  
48"x110"  
LUC RECT


Shade variation  
  
Slight variation

Tutte le informazioni specifiche riguardanti colori, formati e superfici sono disponibili sul catalogo di linea.  
All the specific information concerning colours, sizes and surfaces is available in the collection's catalogue.

Shade variation  
  
Slight variation

# WANDERLUST

AGATA BLACK WA 10



± 6 mm

1200x2780  
48"x110"  
LUC RECT

SIBERIAN MALACHITE WA 11



± 6 mm

1200x2780  
48"x110"  
LUC RECT

GALWAY GREEN WA 12



± 6 mm


1200x2780  
48"x110"  
LUC RECT

FOUR SEASONS WA 13




± 6 mm

1200x2780  
48"x110"  
LUC RECT

Shade variation  
  
Slight variation

Tutte le informazioni specifiche riguardanti colori, formati e superfici sono disponibili sul catalogo di linea.  
All the specific information concerning colours, sizes and surfaces is available in the collection's catalogue.

Shade variation  
  
Slight variation

# ACCORGIMENTI GENERALI PER LA MOVIMENTAZIONE, TAGLIO E POSA

GENERAL INDICATIONS FOR HANDLING, CUTTING AND LAYING | ALLGEMEINE HINWEISE ZU HANDHABUNG UND TRANSPORT  
CONSIGNES GÉNÉRALES POUR LA MANUTENTION, LA COUPE ET LA POSE | 搬运、切割和施工的一般措施。

## MOVIMENTAZIONE

HANDLING | HANDHABUNG UND TRANSPORT | MANUTENTION | 搬运



Ove possibile si consiglia l'utilizzo di elevatori meccanici per la consegna al piano delle lastre.

\_\_ Where possible, mechanical lifting systems should be used for delivering slabs above the ground floor.

\_\_ Wann immer möglich, empfehlen wir die Verwendung von mechanischen Hebezeugen für das Anheben und die Beförderung der Platten auf die jeweilige Etage.

\_\_ Lorsque cela est possible, il est conseillé d'utiliser des monte-charges mécaniques pour la livraison du carrelage à l'étage.

\_\_ 在可能的情况下，建议使用机械升降机来将板材送到待施工的楼层。



La movimentazione al piano può essere gestita con l'aiuto di un telaio provvisto di ventose per conferire una maggiore stabilità alla lastra.

\_\_ Handling the slabs on the floor can be managed with the aid of a frame fitted with suction cups to make the slabs more stable.

\_\_ Das Anheben und die Beförderung auf die Etage kann mit Hilfe eines Rahmens mit Saugnapfen erfolgen, um so den Platten mehr Stabilität zu verleihen.

\_\_ La manutention à l'étage peut s'effectuer avec un châssis équipé de ventouses pour assurer une plus grande stabilité de la plaque.

\_\_ 可以利用配备吸盘的机架来控制楼层上的搬运，使板材具有更大的稳定性。



Eventualmente si possono utilizzare apposite ventose idonee per la movimentazione manuale.

\_\_ The appropriate suction cups may be used for manual handling.

\_\_ Unter Umständen können auch geeignete Saugheber für die manuelle Handhabung verwendet werden.

\_\_ Si nécessaire, il est possible d'utiliser des ventouses spécialement conçues pour la manutention manuelle.

\_\_ 如有必要，可以使用专用吸盘进行手动搬运。



Per facilitare la movimentazione di lastre con superfici strutturate si consiglia l'utilizzo di ventose idonee.

\_\_ To facilitate handling of slabs with textured surfaces, the appropriate suction cups should be used.

\_\_ Um die Handhabung von Platten mit strukturierten Oberflächen zu erleichtern, wird die Verwendung von geeigneten Saughebern empfohlen.

\_\_ Afin de faciliter la manutention des plaques à surface structurée il est conseillé d'utiliser des ventouses adaptées.

\_\_ 为了便于搬运具有结构化表面的板材，建议使用合适的吸盘。



Per spostamenti in ampie superfici è anche possibile utilizzare un carrello per il trasporto delle lastre.

\_\_ For moving the slabs over large surfaces, a forklift can be used.


\_\_ Bei großen Flächen kann auch ein Wagen für den Plattentransport verwendet werden.

\_\_ Pour les déplacements sur grandes surfaces, il est également possible d'utiliser un chariot pour le transport des plaques.

\_\_ 为了在大面积上移动，也可以使用手推车来运输板材。

## TAGLIO

CUTTING | ZUSCHNITT | COUPE | 切割



Si raccomanda di effettuare le operazioni di taglio sopra ad un piano perfettamente stabile e planare.

\_\_ Cutting operations should be carried out on a perfectly stable, flat surface.

\_\_ Es wird empfohlen, den Zuschnitt auf einer vollkommen ebenen und stabilen Oberfläche vorzunehmen.

\_\_ Il est recommandé d'effectuer les opérations de découpe sur un plan de travail parfaitement stable et plat.

\_\_ 建议在完全稳定和平坦的平面上进行切割操作。



Si consiglia l'utilizzo di una guida di taglio provvista di utensile con la punta diamantata.

\_\_ A cutting guide fitted with a diamond tip tool is recommended.

\_\_ Es wird die Verwendung einer Schneidführung mit einem Werkzeug mit Diamantspitze empfohlen.

\_\_ Il est conseillé d'utiliser un guide coupe équipé d'un outil à pointe diamantée.

\_\_ 建议使用配备金刚石头的工具的切割导轨。



Per ottenere il taglio, evitando la rottura del materiale, si consiglia l'utilizzo di apposite pinze troncatrici.

\_\_ To cut the slab without breaking the material, the appropriate shears should be used.

\_\_ Für den Zuschnitt wird die Verwendung einer speziellen Schneidzange empfohlen, um den Bruch des Materials zu verhindern.

\_\_ Pour effectuer la coupe sans briser le matériel, utiliser des cisailles adaptées.

\_\_ 为了避免材料在切割时破裂，建议使用专用的切断钳。



E' consigliato anche il taglio delle lastre tramite sega a secco oppure ad acqua con disco diamantato.

\_\_ The slabs can also be cut with a dry saw or wet saw with a diamond wheel cutter.

\_\_ Auch der Zuschnitt der Platten mit einer Säge mit Nass- oder Trockenlauf oder einer Diamantsäge wird empfohlen

\_\_ Il est également recommandé de découper les plaques avec une scie de coupe à sec ou à eau avec disque diamanté.

\_\_ 此外还建议使用干锯切割，或使用金刚圆盘进行水切割。



Per tagli a L o interni alla lastra si raccomanda la realizzazione di fori di diametro minimo 1cm in corrispondenza dei vertici, prima dell'esecuzione dei tagli rettilinei. In questo modo non si formano angoli retti che diventano punti di debolezza da cui possono innescarsi crepe dopo la posa.

\_\_ For L-shaped cuts or cuts inside the slab, we recommend drilling holes of minimum 1 cm diameter at the points, before cutting in a straight line. This will prevent the formation of right angles that become weak points liable to cause cracks after laying.

\_\_ Für L-förmige Schnitte oder interne Schnitte in der Platte empfehlen wir die Bohrung von Löchern mit mindestens 1 cm Durchmesser an den Scheitelpunkten vor der Durchführung der geraden Schnitten. Auf diese Weise bilden sich keine rechten Winkel, die zu Schwachstellen werden können, von denen nach dem Verlegen Risse ausgehen können.

\_\_ Pour des coupes en L ou à l'intérieur de la plaque, il est recommandé de réaliser des trous d'un diamètre minimum de 1 cm au niveau des sommets avant l'exécution des coupes rectilignes. De cette manière, des angles droits, qui deviennent des points de faiblesse pouvant engendrer des craquelures, ne se forment pas.

\_\_ 至于L形切割或在板材内部的切割，建议在各顶点处钻孔，以防止表面被柔性刀片损坏。



Per realizzare fori circolari sulle lastre si raccomanda di utilizzare una fresa diamantata con il diametro desiderato e di bagnare costantemente al superficie.

\_\_ To bore cylindrical holes on the slabs, a diamond cutting tool of the desired diameter should be used, and the surface should be kept wet constantly.

\_\_ Um zylindrische Bohrungen an der Platte anzubringen, wird die Verwendung einer Diamantfräse mit dem gewünschten Durchmesser empfohlen, dabei sollte die Oberfläche konstant mit Wasser benetzt werden.

\_\_ Pour percer des trous circulaires sur les plaques, utiliser une fraise diamantée au diamètre voulu et en humidifier constamment la surface.

\_\_ 要在板材上钻圆孔，建议使用所需直径的金刚铣刀并不断润湿表面。

## ACCORGIMENTI GENERALI PER LA MOVIMENTAZIONE, TAGLIO E POSA

GENERAL INDICATIONS FOR HANDLING, CUTTING AND LAYING | ALLGEMEINE HINWEISE ZU HANDHABUNG UND TRANSPORT  
CONSIGNES GÉNÉRALES POUR LA MANUTENTION, LA COUPE ET LA POSE | 搬运、切割和施工的一般措施。

### POSA

LAYING | VERLEGUNG | POSE | 铺设



**E' fondamentale verificare la planarità, la differenza massima consentita è di 1 mm ogni 2 metri.**

\_\_ It is essential to check warpage; the maximum tolerance permitted is 1 mm every 2 metres.

\_\_ Es ist von grundlegender Wichtigkeit, die Planheit sicherzustellen, die Toleranzgrenze für den Höhenunterschied beträgt 1 mm alle 2 Meter.

\_\_ Il est essentiel de vérifier la planéité, la différence de niveau maximale consentie étant de 1 mm tous les 2 mètres.

\_\_ 必须检查平整度，每2米允许的最大高度差异为1毫米。



**Si raccomanda l'applicazione della colla con doppia spalmatura. La prima, sulla lastra da posare, deve essere parallela al lato corto. Mentre la seconda, nella stessa direzione, deve essere applicata al massetto.**

\_\_ A double layer of glue is recommended. The first, on the slab to be laid, must be parallel to the short side, while the second must be applied to the base, and spread in the same direction.

\_\_ Die Anwendung von Kleber mit doppelter Kleberschicht wird empfohlen. Die erste Klebeschicht wird auf der zu verlegenden Platte aufgetragen und muss parallel zur kurzen Seite aufgebracht werden. Die zweite Klebeschicht, in derselben Richtung, muss auf den Estrich aufgetragen werden.

\_\_ Il est recommandé d'appliquer de la colle à double encollage. Le premier, sur le carreau à poser, doit être parallèle au côté court. Le second, effectué dans le même sens, doit être appliqué sur la chape.

\_\_ 建议涂抹双层胶水。第一层涂抹在待铺设的板材上，必须与短边平行。而第二层，在同一方向，必须涂抹在找平层上。



**Per evitare che le lastre si scheggino durante la fase di posa si consiglia l'uso di un apposito dispositivo per l'accostamento delle lastre.**

\_\_To avoid the slabs being chipped during laying, an appropriate device should be used for placing the slabs next to one another.

\_\_Um ein Absplittern der Platten während des Verlegens zu verhindern, wird die Verwendung einer speziellen Vorrichtung für den Anschluss der Platten empfohlen.

\_\_Pour éviter que les plaques ne se brisent durant la phase de pose, il est conseillé d'avoir recours à un dispositif approprié pour les aligner bord à bord.

\_\_为了防止在铺设阶段板材分裂，建议使用专用设备使板材靠近。



**È necessario l'utilizzo di sistemi di livellatura per rendere perfetta la planarità della superficie posata.**

\_\_Levelling systems are recommended to ensure the surface laid is perfectly level.

\_\_Die Verwendung von Nivelliersystemen wird empfohlen, um eine perfekte Planheit der verlegten Oberfläche sicherzustellen.

\_\_Utiliser un système de nivellement pour garantir une planéité parfaite de la surface posée.

\_\_必须使用调平系统，使铺设表面的平整度完美。



**Una volta adagiata la lastra, per eliminare completamente eccessi di aria, è necessario effettuare una battitura, manuale o meccanica, con l'apposito frattazzo anti-rimbalzo, procedendo dal centro verso i lati esterni.**

\_\_Once the slab is in position, excess air should be removed completely by tapping it either manually or mechanically using the appropriate trowel, starting from the centre and moving out towards the sides.

\_\_Sobald die Platte abgelegt wurde muss, um überschüssige Luft austreten zu lassen, ein Anklopfen erfolgen. Dies kann entweder von Hand oder mechanisch mit einem Putzbrettchen mit Rückprallschutz erfolgen, dabei muss von der Mitte nach Außen vorgegangen werden.

\_\_Après la pose, pour éliminer totalement l'air emprisonné sous le carreau, le frapper, manuellement ou mécaniquement, avec une taloche anti-rebond prévue à cet effet, en procédant du centre vers les bords.

\_\_一旦放置板材后，为了彻底消除多余的空气，必须用专用的反弹抹子进行手工或机械拍打，从中心向外侧进行。

## ACCORGIMENTI SPECIFICI PER L'APPLICAZIONE DELLE GRANDI LASTRE IN 6 MM DI SPESSORE

PRECAUTIONS FOR 6MM BIG SLABS APPLICATIONS | SPEZIFISCHE ANWEISUNGEN ZUR NUTZUNG DER GROSSFORMATE IN 6MM  
PRECAUTIONS SPECIFIQUESS POUR LA POSE DES GRANDES PLAQUES EN 6MM D'ÉPAISSEUR | 在地板铺设6毫米厚的陶瓷板材的具体措施。

### 6MM

**ACCORGIMENTI SPECIFICI PER L'APPLICAZIONE A PAVIMENTO DI LASTRE IN 6 MM DI SPESSORE.**

**Mirage® raccomanda l'utilizzo a pavimento di lastre in spessore 6 mm per le sole applicazioni in ambito residenziale, commerciale a traffico leggero e comunque in contesti ove non vi sia passaggio di carichi puntuali pesanti o transito di carrelli a ruote dure.**

**Le lastre a 6mm, grazie al loro spessore ridotto, sono particolarmente indicate per la posa su pavimenti o rivestimenti preesistenti in marmo, pietra naturale, ceramica, senza la necessità di demolire la pavimentazione sottostante. Tale pavimentazione preesistente dovrà però essere planare, stabile, rigida e priva di rotture. In tutti questi casi sarà necessario valutare attentamente, assieme al progettista della pavimentazione, l'idoneità del sottofondo. In caso di dubbio sarà necessario valutare la necessità della demolizione e/o l'utilizzo di spessori tradizionali**

**La posa a pavimento su massetto di lastre in 6mm è invece fortemente condizionata dall'esecuzione ottimale dello stesso, dalla sua completa stagionatura, dal rispetto degli opportuni giunti di dilatazione nonché dalla posa a regola d'arte. Pertanto, in questi casi, per maggiore precauzione, Mirage® suggerisce l'utilizzo del gres porcellanato in spessore tradizionale.**

**In generale, per l'applicazione a pavimento delle lastre in spessore 6mm, l'adesivo (da scegliere insieme al progettista in base alle caratteristiche del cantiere) dovrà essere applicato secondo il metodo della doppia spalmatura, al fine di assicurare la perfetta distribuzione dello stesso e di garantire un'adesione ottimale, evitando la formazione di eventuali vuoti che potrebbero essere causa di rotture.**

\_\_FR PRÉCAUTIONS NÉCESSAIRES POUR L'APPLICATION AU SOL DE PLAQUES DE 6 MM D'ÉPAISSEUR.

Mirage® recommande l'utilisation au sol de plaques de 6 mm d'épaisseur uniquement pour des applications dans un contexte résidentiel et commercial à faible affluence ainsi que dans des contextes dépourvus de passages de charges ponctuelles lourdes ou de chariots à roues dures.

Les plaques de 6 mm d'épaisseur, grâce à leur épaisseur réduite, sont particulièrement adaptées à une pose sur des sols ou des revêtements préexistants en marbre, en pierre naturelle et en céramique, sans impliquer la démolition de la sous-couche. Cette sous-couche préexistante devra toutefois être plane, stable, rigide et privée de ruptures. Il sera dans tous les cas nécessaire d'évaluer attentivement, avec le concepteur du sol, la conformité de la sous-couche. En cas de doute, il sera nécessaire d'évaluer la nécessité de la démolition et/ou l'utilisation d'épaisseurs traditionnelles.

La pose au sol de plaques de 6 mm sur un fond est, au contraire, fortement conditionnée par l'exécution optimale de celui-ci, par son séchage complet, par le respect des joints de dilatation adaptés ainsi que par la pose à effectuer dans les règles de l'art. Ainsi, dans ce cas, pour plus de précaution, Mirage® suggère l'utilisation du grès cérame dans une épaisseur traditionnelle.

En général, pour l'application au sol des plaques de 6 mm d'épaisseur, l'adhésif (à choisir avec le concepteur en fonction des caractéristiques du chantier) devra être appliqué suivant la méthode du double encollage afin de garantir non seulement la répartition parfaite de ce dernier mais aussi une adhérence optimale, en évitant ainsi la formation de vides éventuels qui pourrait provoquer des ruptures.

\_\_SPECIFIC MEASURES FOR LAYING SLABS OF 6 MM THICKNESS ON THE FLOOR.

Mirage® stresses that slabs 6 mm in thickness may only be used as flooring in residential and commercial environments that are subject to light traffic, and furthermore, in contexts where there is no circulation of heavy loads or hard-tyre trolleys.

Thanks to the reduced thickness, the 6 mm slabs are a good solution for laying over pre-existing floors or tiling in marble, natural stone or ceramics, and avoid the necessity of demolishing the underlying floor. Such pre-existing flooring must, however, be even, stable, rigid and without breakages. Even if the floor conforms to all the above conditions, it is still necessary, together with the flooring project manager, to evaluate the suitability of the underlying layer. If there are any doubts, the need for demolition and/or the use of traditional thickness must be evaluated.

Successful laying of 6 mm slabs on a screed depends greatly on the skill with which it is laid, on its being left to cure completely and on the careful calculation of the appropriated junctures for dilation as well as being laid with due expertise. As a result, in these cases, Mirage® recommends the use of a traditional thickness porcelain stoneware.

In general, when laying a floor of 6 mm thick slabs, the adhesive (to be selected together with the project manager based on the characteristics of the construction) must be applied using the double bonding technique, aimed at ensuring the perfect distribution of the adhesive to guarantee the best bond, avoiding the presence of any hollows that could cause breakages.

\_\_在地板铺设6毫米厚的陶瓷板材的具体措施。Mirage® 建议仅在住宅、人流量低的商业环境以及任何没有重负荷或硬轮手推车通过的环境中，铺设厚度为 6 毫米的地板专用陶瓷板材。这些6毫米厚的陶瓷板材，由于厚度减小，特别适合直接铺设在现有的大理石、天然石材和陶瓷地砖或墙砖上面，而无需拆除下面的现有铺设地板。不过，这些现有的铺设地板必须是平坦、稳定、刚性并且没有破损。在所有这些情况下，必须与地板设计师一起仔细评估地基的适合性。如有疑问，必须评估是否需要拆除和/或使用传统厚度的地砖。在找平层上铺设6毫米厚的陶瓷板材，则很大程度上受到找平层是否施工良好、是否完全干固、是否有适当的伸缩缝以及是否按照标准完美铺设等方面的限制。因此，在这些情况下，为了谨慎起见，Mirage® 建议使用传统厚度的瓷砖。通常，在地板上铺设6毫米厚的陶瓷板材时，必须根据双层涂抹方法来涂抹粘合剂（与设计师一起根据场地的特性而选择），以确保其涂抹完美、均匀，并保证最佳附着力，避免形成任何可能导致破裂的空隙

\_\_DE SPEZIFISCHE HINWEISE FÜR DIE VERLEGUNG VON 6 MM STARKEN PLATTEN ALS BODENBELAG.

Mirage® empfiehlt die Verwendung von Platten mit Stärke 6 mm als Bodenbelag nur für Anwendungen im Privatbereich und in Gewerbe- und Objektbereichen mit geringer Trittbelastung, oder in Bereichen, in denen zumindest keine Rollwagen mit harten Rädern zum Einsatz kommen oder schwere punktuelle Belastungen auftreten.

Die 6 mm starken Platten eignen sich aufgrund ihrer geringen Stärke besonders für die Verlegung auf bestehenden Bodenbelägen oder Wandverkleidungen aus Marmor, Naturstein, Keramik, ohne dass der darunterliegende Belag zuvor entfernt werden muss. Dieser bereits vorhandene Boden muss jedoch eben, stabil, hart und bruchstark sein. In all diesen Fällen muss die Eignung des Untergrundes gemeinsam mit dem Architekten oder Planer zuvor sorgfältig geprüft werden. Im Zweifelsfall muss die Notwendigkeit einer Entfernung des bestehenden Bodenbelags und/oder die Verwendung herkömmlicher Stärken in Erwägung gezogen werden.

Die Verlegung von 6 mm starken Platten auf Estrich hängt besonders von der optimalen Ausführung des Estrichs selbst, von seiner vollständigen Reifung, der Beachtung der entsprechenden Ausdehnungsfugen sowie der nach den Regeln der Kunst ausgeführten Verlegung ab. Daher empfiehlt Mirage® in diesen Fällen die Verwendung von Feinsteinzeug mit herkömmlicher Stärke.

Im Allgemeinen muss bei der Verlegung von 6 mm starken Platten als Bodenbelag der Klebstoff (der zusammen mit dem Planer nach den Eigenschaften des Verwendungsorts ausgewählt wird) doppelt aufgetragen werden (sowohl auf dem Untergrund als auch auf der Rückseite der Platte), um eine perfekte Verteilung und eine optimale Haftung zu gewährleisten und die Bildung von Hohlräumen zu vermeiden, die zu Bruch führen könnten.

## RIASSUNTIVO FORMATI ED IMBALLI

SUMMARY OF SIZES AND PACKAGING | ÜBERSICHT ÜBER FORMATE UND VERPACKUNGEN  
RÉCAPITULATIF FORMATS ET EMBALLAGES | 规格和包装概述

### BIG SIZES - 1200x1200 / 1200x2400 / 300x2400

BIG SIZES - 48"x48" / 48"x96" / 12"x96"



<b>Imballo Packaging</b>	Cassa 1200x2400: Ingombro: 268x135,6x35,8 cm Peso: 82 kg			Pallet + parietali 1200x1200: Ingombro: 143x123x63 cm Peso: 53 kg			Cavalletto da 36 lastre Ingombro: 250x75x159 cm Peso: 155 kg		Cavalletto da 20 scatole Ingombro: 75x130x158 cm Peso: 60 kg	
	Crate 1200x2400: Overall dimensions: 268x135,6x35,8 cm Weight: 82 kg			Pallet + sides 1200x1200: Overall dimensions: 143x123x63 cm Weight: 53 kg			Stand containing 36 slabs Overall dimensions: 250x75x159 cm Weight: 155 kg		Stand containing 20 boxes Overall dimensions: 75x130x158 cm Weight: 60 kg	
<b>Formato Dimension</b>	300x2400x9	1200x2400x9	1200x2400x20	1200x1200x9	1200x1200x20	1200x2400x9	1200x2400x20	1200x1200x9	1200x1200x20	

<b>Kg pezzo Kg piece</b>	-	58	134	29	67	58	134	29	67		
<b>Pezzi Pieces</b>	72	18	8	40	20	36	18	40	18		
<b>Scatole Boxes</b>	-	-	-	20	20	-	-	20	20		
<b>Mq Sqm</b>	51,84	51,84	23,04	57,60	28,80	103,68	46,08	46,08	28,80		
<b>Kg Kg</b>	-	1126	1156	1223	1403	2243	2302	970	1410		
<b>Tipo imballo Type of packaging</b>	-			Scatola Box			-			Scatola Box	
<b>Note Notes</b>	<b>Carico su camion:</b> - sovrapposibilità max. su camion n.5 casse; - max. 20 casse su camion (5 spazi) compatibilmente con i limiti di peso totale; - possibilità di affiancare a ciascuna pila nr. 2 europallet;  <b>Loading on truck:</b> - stacks of no more than 5 crates; - max. 20 crates per truck (5 spaces) in accordance with the total weight limits; - possibility to place 2 europallets adjacent to each stack;			<b>Carico su camion:</b> - sovrapposibilità max. su camion n.3 casse (si consiglia n.2 casse); - max. 24 casse su camion (8 spazi) compatibilmente con i limiti di peso totale;  <b>Loading on truck:</b> - stacks of no more than 3 crates (we recommend only 2); - max. 24 crates per truck (8 spaces) in accordance with the total weight limits;			<b>Carico su camion:</b> - max. 15 cavalletti su camion (15 spazi) compatibilmente con i limiti di peso totale;  <b>Loading on truck:</b> - max. 15 stands per truck (15 spaces) in accordance with the total weight limits;		<b>Carico su camion:</b> - max. 30 cavalletti su camion (30 spazi) compatibilmente con i limiti di peso totale;  <b>Loading on truck:</b> - max. 30 stands per truck (30 spaces) in accordance with the total weight limits;		

### BIG SIZES - 1200x2780

BIG SIZES - 48"x110"



<b>Imballo Packaging</b>	Cassa 1200x2780: Ingombro: 291,6x144,5x33,8 cm Peso: 88 kg		Cavalletto da 42 lastre Ingombro: 290x75x159 cm Peso: 120 kg	
	Crate 1200x2780: Overall dimensions: 291,6x144,5x33,8 cm Weight: 88 kg		Stand containing 42 slabs Overall dimensions: 290x75x159 cm Weight: 120 kg	
<b>Formato Dimension</b>	1200x2780x6	1200x2780x6 Kit Vein Matching only	1200x2780x6	

<b>Kg pezzo Kg piece</b>	50	50	50
<b>Pezzi Pieces</b>	18	5 max	42
<b>Scatole Boxes</b>	-	-	-
<b>Mq Sqm</b>	59,94	-	140,11
<b>Kg Kg</b>	988	-	2220
<b>Tipo imballo Type of packaging</b>	-		-
<b>Note Notes</b>	<b>Carico su camion:</b> - sovrapposibilità max. su camion n.5 casse; - max. 20 casse su camion (5 spazi) compatibilmente con i limiti di peso totale; - possibilità di affiancare a ciascuna pila nr. 2 europallet;  <b>Loading on truck:</b> - stacks of no more than 5 crates; - max. 20 crates per truck (5 spaces) in accordance with the total weight limits; - possibility to place 2 europallets adjacent to each stack;		<b>Carico su camion:</b> - max. 12 cavalletti su camion (12 spazi) compatibilmente con i limiti di peso totale;  <b>Loading on truck:</b> - max. 12 stands per truck (12 spaces) in accordance with the total weight limits;

## RIASSUNTIVO FORMATI ED IMBALLI

SUMMARY OF SIZES AND PACKAGING | ÜBERSICHT ÜBER FORMATE UND VERPACKUNGEN  
RÉCAPITULATIF FORMATS ET EMBALLAGES | 规格和包装概述

### BIG SIZES - 1600x1600 / 1600x3200 / 1620x3240

BIG SIZES - 63"x63" / 63"x126" / 63¾"x127½"

<b>Imballo Packaging</b>	Cassa 1600x1600  Crate 1600x1600	Cassa 1600x3200  Crate 1600x3200	Cassa 1600x3200  Crate 1600x3200	Cavalletto da 48 lastre TIPO 2*  Stand containing 48 slabs TYPE 2*	Cavalletto da 42 lastre TIPO 2*  Stand containing 42 slabs TYPE 2*	Cavalletto da 22 lastre TIPO 2*  Stand containing 22 slabs TYPE 2*	Cavalletto da 42 lastre  Stand containing 42 slabs	Cavalletto da 22 lastre  Stand containing 22 slabs
<b>Formato Dimension</b>	1600x1600x6	1600x3200x6	1600x3200x12	1600x1600x6	1600x3200x6	1600x3200x12	1600x3200x6	1600x3200x12

<b>Ingombro Overall dimensions</b>	183x174x41 cm	344x175x37 cm	344x175x37 cm	170x75x200 cm	330x75x200 cm	330x75x200 cm	335x75x195 cm	330x75x200 cm
<b>Peso Weight</b>	91 kg	139 kg	139 kg	103 kg	206 kg	206 kg	176 kg	176 kg
<b>Kg pezzo Kg piece</b>	38	76	148	38	76	148	76	148
<b>Pezzi Pieces</b>	24	14	8	48	42	22	42	22
<b>Scatole Boxes</b>	-	-	-	-	-	-	-	-
<b>Mq Sqm</b>	61,44	71,68	40,96	122,88	215,04	112,64	215,04	112,64
<b>Kg Kg</b>	1003	1203	1323	1927	3389	3462	3333	3432
<b>Tipo imballo Type of packaging</b>	-	-	-	-	-	-	-	-
<b>Note Notes</b>	<b>Carico su camion:</b> - sovrapposibilità max. su camion n.4 casse; - max. 28 casse su camion (7 spazi) compatibilmente con i limiti di peso totale;  <b>Loading on truck:</b> - stacks of no more than 4 crates; - max. 28 crates per truck (7 spaces) in accordance with the total weight limits;	<b>Carico su camion:</b> - sovrapposibilità max. su camion n.5 casse; - max. 15 casse su camion (3 spazi) compatibilmente con i limiti di peso totale; - possibilità di affiancare a ciascuna pila nr. 2 spazi pallet tipo 63 cm x 123 cm ;  <b>Loading on truck:</b> - stacks of no more than 5 crates; - max. 15 crates per truck (3 spaces) in accordance with the total weight limits; - possibility to place 2 pallets (type 63 cm x 123 cm) adjacent to each stack;	<b>Carico su camion:</b> - sovrapposibilità max. su camion n.5 casse; - max. 15 casse su camion (3 spazi) compatibilmente con i limiti di peso totale; - possibilità di affiancare a ciascuna pila nr. 2 spazi pallet tipo 63 cm x 123 cm ;  <b>Loading on truck:</b> - stacks of no more than 5 crates; - max. 15 crates per truck (3 spaces) in accordance with the total weight limits; - possibility to place 2 pallets (type 63 cm x 123 cm) adjacent to each stack;	<b>Carico su camion:</b> - max. 21 cavalletti su camion (21 spazi) compatibilmente con i limiti di peso totale;  <b>Loading on truck:</b> - max. 21 stands per truck (21 spaces) in accordance with the total weight limits;	<b>Carico su camion:</b> - max. 9 cavalletti su camion (9 spazi) compatibilmente con i limiti di peso totale;  <b>Loading on truck:</b> - max. 9 stands per truck (9 spaces) in accordance with the total weight limits;	<b>Carico su camion:</b> - max. 9 cavalletti su camion (9 spazi) compatibilmente con i limiti di peso totale;  <b>Loading on truck:</b> - max. 9 stands per truck (9 spaces) in accordance with the total weight limits;	<b>Carico su camion:</b> - max. 9 cavalletti su camion (9 spazi) compatibilmente con i limiti di peso totale;  <b>Loading on truck:</b> - max. 9 stands per truck (9 spaces) in accordance with the total weight limits;	<b>Carico su camion:</b> - max. 9 cavalletti su camion (9 spazi) compatibilmente con i limiti di peso totale;  <b>Loading on truck:</b> - max. 9 stands per truck (9 spaces) in accordance with the total weight limits;

### BIG SIZES - 1200x1200 / 1200x2400 / 300x2400 / 1200x2780 / 1600x1600 / 1600x3200 / 1620x3240

BIG SIZES - 48"x48" / 48"x96" / 12"x96" / 48"x110" / 63"x63" / 63"x126" / 63¾"x127½"



Container 20 piedi / 20' Container - 5,90 x 2,32 x 2,35(h) m	
Full 1200x2400	nr. 11 casse/crates 1200x2400 + 2 cavalletti/stands 1200x2400
Full 1200x1200	nr. 16 casse/crates 1200x1200x9 + 5 cavalletti/stands 1200x1200x9
Full 1200x1200	nr. 12 casse/crates 1200x1200x20 + 5 cavalletti/stands 1200x1200x20
Full 1200x2780	nr. 6 cavalletti/stands 1200x2780
Full 1200x2780	nr. 11 casse/crates 1200x2780 + 2 cavalletti/stands 1200x2780
Full 1600x3200	nr. 6 casse/crates 1600x3200 (+ 4 spazi/spaces 80 cm x 120 cm)
Full 1600x3200	nr. 3 cavalletti tipo 2/stands type 2 1600x3200 (+ 4 spazi/spaces 80 cm x 120 cm)
Full 1600x1600	nr. 15 casse/crates 1600x1600
Full 1600x1600	nr. 9 cavalletti tipo 2/stands type 2 1600x1600

Container 40 piedi / 40' Container - 11,90 x 2,32 x 2,35(h) m	
Full 1200x2400	nr. 12 cavalletti/stands 1200x2400
Full 1200x2400	nr. 21 casse/crates 1200x2400 + 4 cavalletti/stands 1200x2400
Full 1200x1200	nr. 24 casse/crates 1200x1200x9
Full 1200x1200	nr. 24 casse/crates 1200x1200x20
Full 1200x2780	nr. 12 cavalletti/stands 1200x2780
Full 1200x2780	nr. 21 casse/crates 1200x2780 + 4 cavalletti/stands 1200x2780
Full 1600x3200	nr. 16 casse/crates 1600x3200
Full 1600x3200	nr. 9 cavalletti tipo 2/stands type 2 1600x3200
Full 1600x1600	nr. 24 casse/crates 1600x1600
Full 1600x1600	nr. 19 cavalletti tipo 2/stands type 2 1600x1600

Camion, peso massimo caricabile / Truck, maximum loadable weight - 30 Ton.	
Full 1200x2400	nr. 20 casse/crates 1200x2400
Full 1200x1200	nr. 24 casse/crates 1200x1200
Full 1200x2780	nr. 20 casse/crates 1200x2780
Full 1600x3200	nr. 15 casse/crates 1600x3200
Full 1600x3200	nr. 9 cavalletti tipo 2/stands type 2 1600x3200
Full 1600x1600	nr. 27 casse/crates 1600x1600
Full 1600x1600	nr. 19 cavalletti tipo 2/stands type 2 1600x1600

Il calcolo deve tenere conto del peso (in modo da non eccedere i limiti di portata).  
The quantities loaded must take into account the weight (in order not to exceed the maximum weight limits).

# CARATTERISTICHE TECNICHE

TECHNICAL SPECIFICATIONS | TECHNISCHE EIGENSCHAFTEN  
CARACTÉRISTIQUES TECHNIQUES | 技术特征

## STANDARD EN 14411 - G

<b>CARATTERISTICHE TECNICHE</b> TECHNICAL DATA TECHNISCHE DATEN CARACTERISTIQUES TECHNIQUES 技术特征	<b>NORMA STANDARD</b> NORME 标准	<b>VALORI PRESCRITTI DALLE NORME EN 14411 - G</b> INTERNATIONAL STANDARDS EN 14411 - G INTERNATIONALE NORMWERTE EN 14411 - G VALEURS PREVUES PAR LES NORMES EN 14411 - G EN 14411 - G标准规定值	<b>*VALORE MEDIO MIRAGE</b> MIRAGE AVERAGE VALUE MIRAGE MITTELWERT VALEURS MOYEN MIRAGE MIRAGE平均值
--	--------------------------------------	--	---

### CARATTERISTICHE DIMENSIONALI SIZE CHARACTERISTICS - MASSEIGENSCHAFTEN DETERMINATION DES CARACTERISTIQUES DIMENSIONNELLES - 尺寸特征

<b>LATI</b> SIDES - SEITEN COTES - 侧边	EN ISO 10545-2	± 0,3% MAX (± 1,0 mm MAX)	CONFORME COMPLYING		
<b>SPESSORE</b> THICKNESS - DICKE EPAISSEUR - 厚度	EN ISO 10545-2	± 5,0% MAX (± 0,5 mm MAX)	CONFORME COMPLYING		
<b>RETTILINEITÀ DEGLI SPIGOLI</b> STRAIGHTNESS OF SIDES - GERADLINIGKEIT DER KANTEN RECTITUDE DES ARETES - 边角平直度	EN ISO 10545-2	± 0,3% MAX (± 0,8 mm MAX)	CONFORME COMPLYING		
<b>ORTOGONALITÀ</b> RECTANGULARITY - RECHTWINKLIGKEIT PERPENDICULARITÉ - 直角度	EN ISO 10545-2	± 0,3% MAX (± 1,5 mm MAX)	CONFORME COMPLYING		
<b>PLANARITÀ</b> SURFACE FLATNESS - EBENFLÄCHIGKEIT PLANEITÉ DE SURFACE - 平整度	EN ISO 10545-2	± 0,4% MAX (± 1,8 mm MAX)	CONFORME COMPLYING		
<b>ASSORBIMENTO D'ACQUA</b> WATER ABSORPTION - WASSERAUFNAHME ABSORPTION D'EAU - 吸水率	EN ISO 10545-3	≤ 0,5%	≤ 0,04%		
<b>RESISTENZA ALLA FLESSIONE</b> FLEXION RESISTANCE - BIEGEFESTIGKEIT RESISTANCE A LA FLEXION - 抗弯强度	EN ISO 10545-4	S ≥ 700 N (< 7,5 mm) S ≥ 1.300 N (> 7,5 mm) R ≥ 35 N/mm <sup>2</sup> .	6 mm S ≥ 1100 N R ≥ 48 N/mm <sup>2</sup>	9 mm S ≥ 2400 N R ≥ 48 N/mm <sup>2</sup>	12 mm S ≥ 4000 N R ≥ 48 N/mm <sup>2</sup>
<b>RESISTENZA ALL'URTO</b> IMPACT RESISTANCE - STOSSFESTIGKEIT RESISTANCE AUX CHOCS - 抗冲击强度	EN ISO 10545-5	VALORE DICHIARATO DECLARED VALUE	CONSULTARE I VALORI PER LA COLLEZIONE SPECIFICA PLEASE REFER TO THE SPECIFIC COLLECTION DETAIL		
<b>RESISTENZA ALL'ABRASIONE</b> ABRASION RESISTANCE - ABRIEBFESTIGKEIT RESISTANCE A L'ABRASION - 耐磨强度	EN ISO 10545-6	≤ 175 mm <sup>3</sup>	CONSULTARE I VALORI PER LA COLLEZIONE SPECIFICA PLEASE REFER TO THE SPECIFIC COLLECTION DETAIL		
<b>COEFFICIENTE DI DILATAZIONE TERMICA LINEARE</b> COEFFICIENT OF LINEAR THERMAL-EXPANSION - LINEARER WÄRMEAUDEHNUNGSKOEFFIZIENT COEFFICIENT DE DILATATION THERMIQUE LINEAIRE - 线性热膨胀系数	EN ISO 10545-8	—	CONSULTARE I VALORI PER LA COLLEZIONE SPECIFICA PLEASE REFER TO THE SPECIFIC COLLECTION DETAIL		
<b>RESISTENZA AGLI SBALZI TERMICI</b> RESISTANCE TO THERMAL SHOCKS - BESTÄNDIGKEIT GEGEN TEMPERATURSCHWANKUNGEN RESISTANCE AUX CHOCS THERMIQUES - 耐热突变性	EN ISO 10545-9	TEST SUPERATO SECONDO EN ISO 10545-1 PASS ACCORDING EN ISO 10545-1	CONSULTARE I VALORI PER LA COLLEZIONE SPECIFICA PLEASE REFER TO THE SPECIFIC COLLECTION DETAIL		
<b>RESISTENZA AL GELO</b> FROST RESISTANCE - FROSTBESTÄNDIGKEIT RESISTANCE AU GEL - 耐冻性	EN ISO 10545-12	TEST SUPERATO SECONDO EN ISO 10545-1 PASS ACCORDING EN ISO 10545-1	CONSULTARE I VALORI PER LA COLLEZIONE SPECIFICA PLEASE REFER TO THE SPECIFIC COLLECTION DETAIL		
<b>RESISTENZA ALL'ATTACCO CHIMICO</b> RESISTANCE TO CHEMICALS - CHEMIKALIENBESTÄNDIGKEIT RESISTANCE A L'ATTAQUE CHIMIQUE - 耐化学品作用	EN ISO 10545-13	UB MIN.	CONSULTARE I VALORI PER LA COLLEZIONE SPECIFICA PLEASE REFER TO THE SPECIFIC COLLECTION DETAIL		
<b>RESISTENZA ALLE MACCHIE</b> RESISTANCE TO STAINS - FLECKENBESTÄNDIGKEIT RESISTANCE AUX TACHES - 防污性	EN ISO 10545-14	VALORE DICHIARATO DECLARED VALUE	CONSULTARE I VALORI PER LA COLLEZIONE SPECIFICA PLEASE REFER TO THE SPECIFIC COLLECTION DETAIL		
<b>CESSIONE DI PIOMBO E CADMIO</b> LEAD AND CADMIUM DISCHARGE - ABGABE VON BLEI UND CADMIUM PERTE DE PLOMB ET CADMIUM - 铅和镉的排放	EN ISO 10545-15	VALORE DICHIARATO DECLARED VALUE	CONSULTARE I VALORI PER LA COLLEZIONE SPECIFICA PLEASE REFER TO THE SPECIFIC COLLECTION DETAIL		

<b>SCIVOLOSITÀ</b> SKID RESISTANCE - RUTSCHWERT GLISSANCE - 防滑性			NAT	LUC	SP
	DM 236/89 BCRA	> 0,40	> 0,40	—	> 0,40
	ANSI A326.3	Wet and Dry	≥ 0,42	—	≥ 0,42
	AS 4586	—	—	—	—
	DIN 51130	—	R9   R10	—	R9
	DIN 51097	—	—	—	—
	UNE 41901	≥ CL1	—	—	—
	BS 7976 sl.96-45	Wet and Dry	—	—	—
	BS 7976 sl.55-TRL	Wet and Dry	—	—	—

Per i certificati specifici, contattare Mirage S.p.A.

For specific certificates, please contact Mirage S.p.A. | Für die speziellen Zertifikate wenden Sie sich bitte an Mirage S.p.A.

Pour les certificats spécifiques, veuillez contacter Mirage S.p.A. | 关于具体的证书，请联系Mirage S.p.A.公司



# MIRAGE<sup>®</sup>

Porcelain.Design.Sustainability

## Mirage Granito Ceramico S.p.a.

### Uffici e Stabilimento

41026 - Pavullo (MO) ITALY  
Via Giardini Nord, 225  
Tel. +39 0536 29611  
Fax +39 0536 21065  
info@mirage.it  
www.mirage.it

### Mirage USA INC.

618 Grassmere Park Dr - Suite 1-2  
Nashville - Tennessee (TN) - 37211  
TAX ID: 75 2773306  
Ph: +1 615-834-3888  
info@mirageusa.net  
www.mirageusa.net

### Mirage Project Point Milano

20121 - Milano ITALY  
Via Marsala, 7  
Tel. +39 02 65560879  
projectpoint-mi@mirage.it  
www.mirageprojectpoint.com/milano

### Mirage Project Point Dubai

Building 7 - Ground Floor  
d3 Dubai Design District  
United Arab Emirates  
Ph. +971 4 554 3944  
Licence No. 93659  
projectpoint-uae@mirage.it  
www.mirageprojectpoint.com/dubai



Ceramics of Italy